

Leverage the Agilent Integrated Whole Exome Sequencing Solution



Agilent Integrated Whole Exome Sequencing (WES) Solution

Powered by high-performance exome capture, streamlined automation, and data analysis software

Bring WES in-house

- Deliver results faster than send-out services
- Maintain complete control of samples and data
- Build internal expertise in genetic testing

Consolidate multiple assays under WES

- Utilize WES as first-tier test to detect SNVs/indels and CNVs
- Run a single WES assay and build virtual panels to simplify analysis and reporting
- Streamline laboratory workflow

Establish rapid WES workflow

- Achieve fast turnaround time
- Leverage Agilent Magnis NGS Prep system and Agilent Alissa Reporter to offer urgent exome testing
- Reduce labor costs and staffing levels

Agilent Integrated WES Solution



SureSelect DNA and RNA reagent kits



SureSelect Human All Exon V8, custom and predesigned content



Agilent Bravo NGS Platform



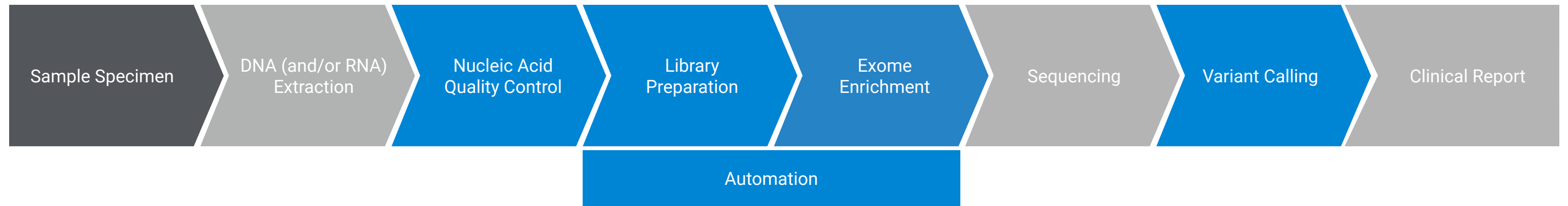
Agilent Magnis NGS Prep system



Alissa Reporter

Integrated Sample-to-Results WES Solution from a Single Vendor

Flexible workflow to accommodate your specific needs



The Importance of Sample Quality Control for NGS Workflows

Performing sample quality control (QC) before, and after library preparation delivers valuable information, and each data point is key to your overall success. The Agilent automated electrophoresis portfolio offers multiple solutions that can help you easily implement sample quality control in your NGS workflow.



Agilent Fragment Analyzer systems and Agilent 4150 and 4200 TapeStation systems

High-Performance Exome Enrichment

Advanced and proven technology widely adopted by the genomics community



SureSelect Human All Exon V8



Advanced Technology

Improved manufacturing process prints both strands of the design. Probe design is powered by machine learning. Large scale production provides consistent results for years to come.



Versatile Content

Easily enhance exome for specific applications by adding custom or pre-designed content.



Excellent Performance


Get confident results and achieve efficient sequencing with deeper and more uniform coverage.

Natively Automated WES Workflow

Increase productivity with Magnis NGS Prep system and Bravo liquid handling platform



Magnis NGS Prep system – fully automated, walkaway automation with pre-aliquoted reagents



Bravo NGS workstation – automated liquid handling robot for increased throughput and flexibility

Alissa Reporter

Seamless germline and somatic variant analysis for WES



Built-in **QC dashboard**

Intuitive visualization tools, automated workflow, and **integrated genome browser**

Virtual gene panel to limit analysis to a subset of user-defined genes

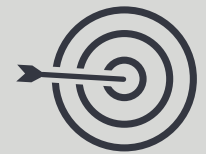
Simultaneous SNV/indel and exon-level CNV detection from exome sequencing

Accelerated time-to-result through NVIDIA Clara Parabricks integration

Automated upload and analysis option through Amazon AWS S3

Customer Case Study

Medical genetics laboratory at French regional medical center that previously outsourced WES to a service provider



Goals

- Bring exome in-house
- Deliver results faster than send-out services
- Maintain complete control of samples and data
- Build internal expertise in genetic testing
- Minimize labor costs and staffing burden



Approach

- Evaluated Agilent Human All Exon V8 and two other exome products
- Decided to implement the exome on the Agilent Magnis NGS Prep system, along with the Agilent Alissa Reporter for an end-to-end WES workflow



Results

- Successfully established a rapid WES workflow that can process eight samples per day and generate comprehensive, clinical grade reports
- Presented findings at the 2022 ESHG Congress

Magnis SureSelect XT HS
Human All Exon V8



Agilent Magnis NGS
Prep system



Agilent 4200 TapeStation
system



NextSeq 550Dx



Alissa Reporter



Case 1

Case 2

Case 3

Connect with Agilent



www.agilent.com

This information is subject to change without notice.
PR7001-1674

See Agilent.com for regulatory status of products.

© Agilent Technologies, Inc. 2023
Published in the USA, November 1, 2023
5994-5469EN