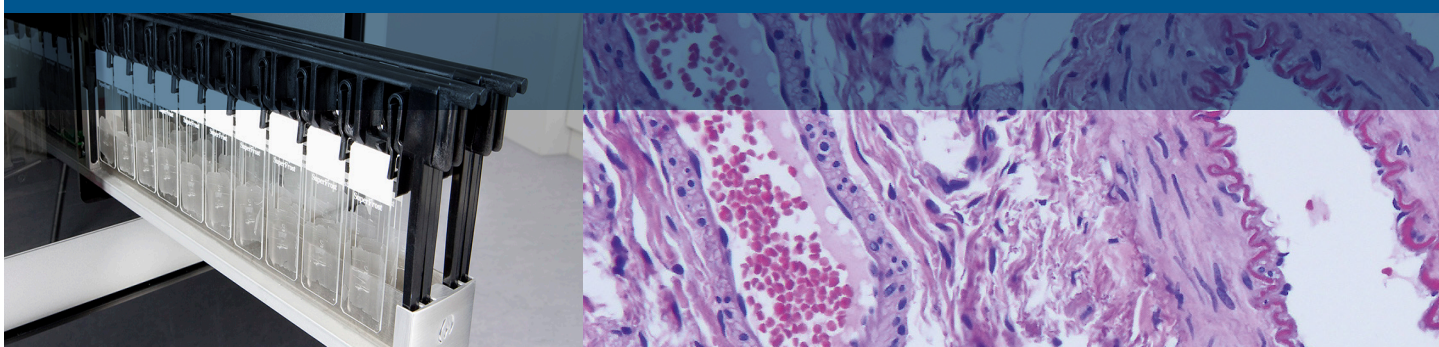


Dako CoverStainer

Experience What True H&E Automation
Can Do For Your Lab



Fully Automate Your Laboratory's H&E With Dako CoverStainer.

The Dako H&E solution can help your lab overcome the challenges of today, and tomorrow. The state-of-the-art Dako CoverStainer fully automates every step of the H&E process from baking to drying, reducing manual processes and streamlining workflow. The instrument is combined with Dako Ready-to-Use (RTU) Reagents, Dako validated pre-optimized protocols, and the Dako Reagent Management System (DakoRMS) to provide you with a comprehensive solution that is efficient, safe and provides accurate staining results.

Dako Reagent Management System (DakoRMS)

DakoRMS constantly circulates reagents, optimizing reagent consumption and preventing precipitation leading to more accurate and consistent test results.

Dako Ready-to-Use Reagents

Combined with Dako CoverStainer and the Dako H&E validated protocols, Dako Ready-to-Use Reagents help reduce manual processes and streamline workflow. Easy-to-use, pre-filled reagent bottles minimize spills for greater safety. Storage in closed containers eliminates evaporation so reagents last longer.

Unique rack design

Specially designed slide racks for Dako CoverStainer make slide sorting easier for lab staff and ensure that only the slides are lowered into the reagent, eliminating the risk of cross contamination¹ and minimized reagent carryover for staining consistency and reagent longevity.

Operate Dako CoverStainer in just three easy steps

1. Load your slides and select protocol
2. Bake – Dewax – Stain – Coverslip – Dry
3. Unload finished slides and conduct microscopic evaluation

240 H&E slides per hour

46 minutes to first coverslipped slides





A comprehensive, three-tiered approach for consistent and dependable results

Dako CoverStainer provides an unmatched consistency in staining results. The system ensures 3,000 slides or five days' usage with the same Dako reagents.

Efficient workflow

The Dako CoverStainer solution is designed with LEAN processes in mind. It is easy to operate, with continuous loading/unloading and minimal user intervention, freeing up staff to complete other tasks.

Safety focused operation

Improve operator safety by reducing exposure to hazardous reagents and ensuring no unhealthy fumes or loud noises are released into the lab environment, thanks to an excellent ventilation system and an operating volume of 38 db.

Accurate results

The Dako CoverStainer solution enables your lab staff to stain with your preferred intensity and consistently high quality to provide the right answer to the right patient every time.

Choose the Intensity You Want

H&E staining customized to your preferences, with the Dako CoverStainer consistency you can count on



The Dako CoverStainer solution offers both regressive and progressive staining options, with three sets of ready-to-use reagents optimized for use with Dako CoverStainer that give you the ability to choose the intensity that you prefer and ensure consistency over 3,000 slides or 5 days' usage. Choose our optimized, pre-validated staining protocols or customize them to meet your needs and run multiple protocols simultaneously to optimize your routine staining.

**Dako Hematoxylin CS700,
Dako Eosin CS701,
Dako Bluing Buffer CS702**

Dako H&E
Ready-to-Use

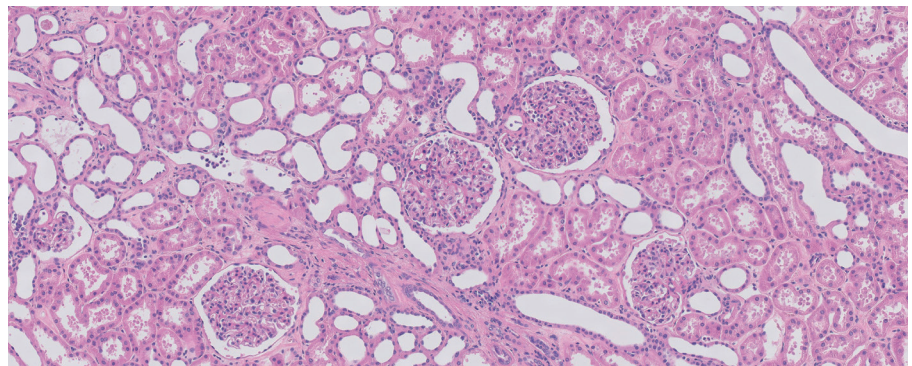


Figure 1. Kidney.

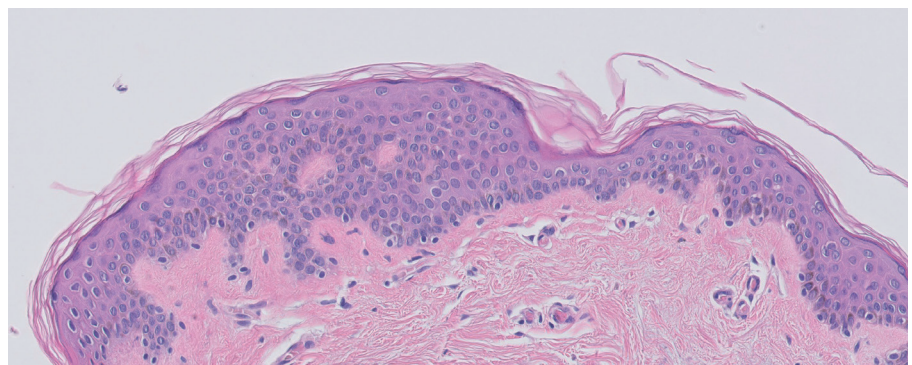


Figure 2. Skin.

Dako Harris Hematoxylin CS709,
Dako Modified Eosin Y CS711,
Dako Bluing Buffer CS702

Dako Progressive Staining
Ready-to-Use

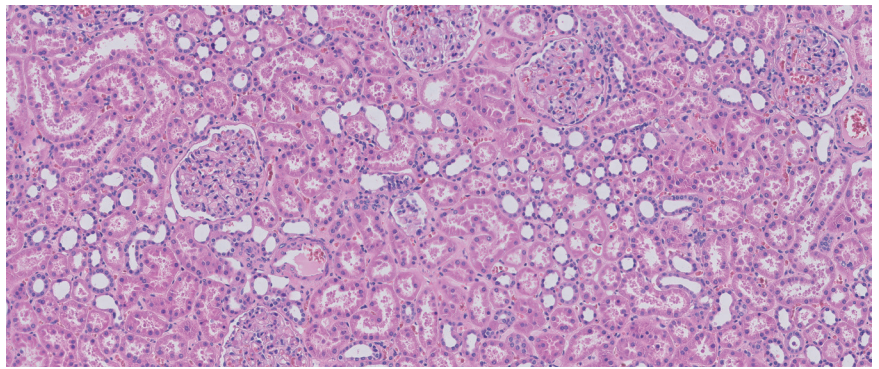


Figure 3. Kidney.

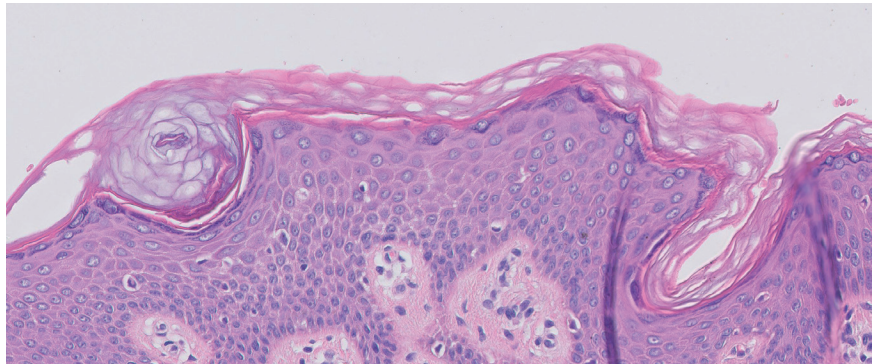


Figure 4. Skin.

Dako Gill's 3 Hematoxylin CS708,
Dako Eosin Y Phloxine B CS710,
Dako Differentiation Solution
CS707, Dako Bluing Buffer CS702

Dako Regressive Staining
Ready-to-Use

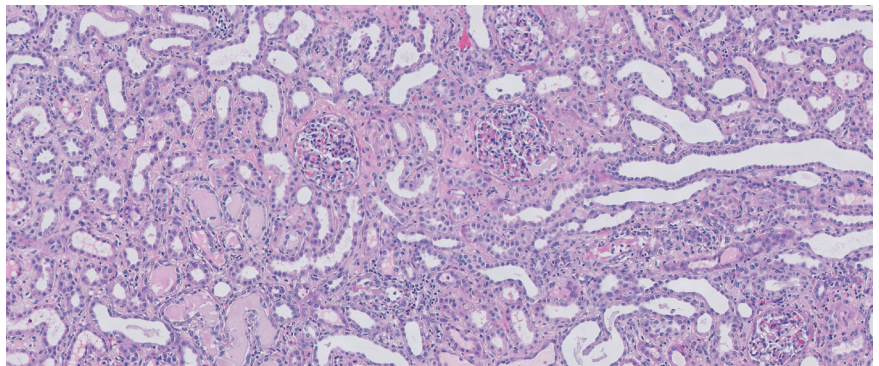


Figure 5. Kidney.

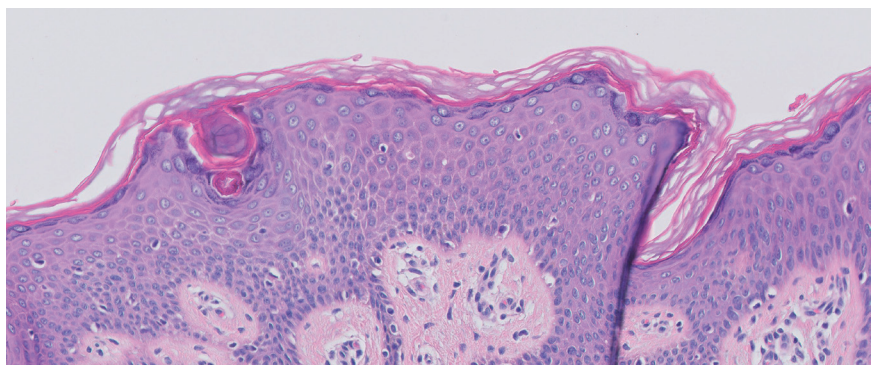
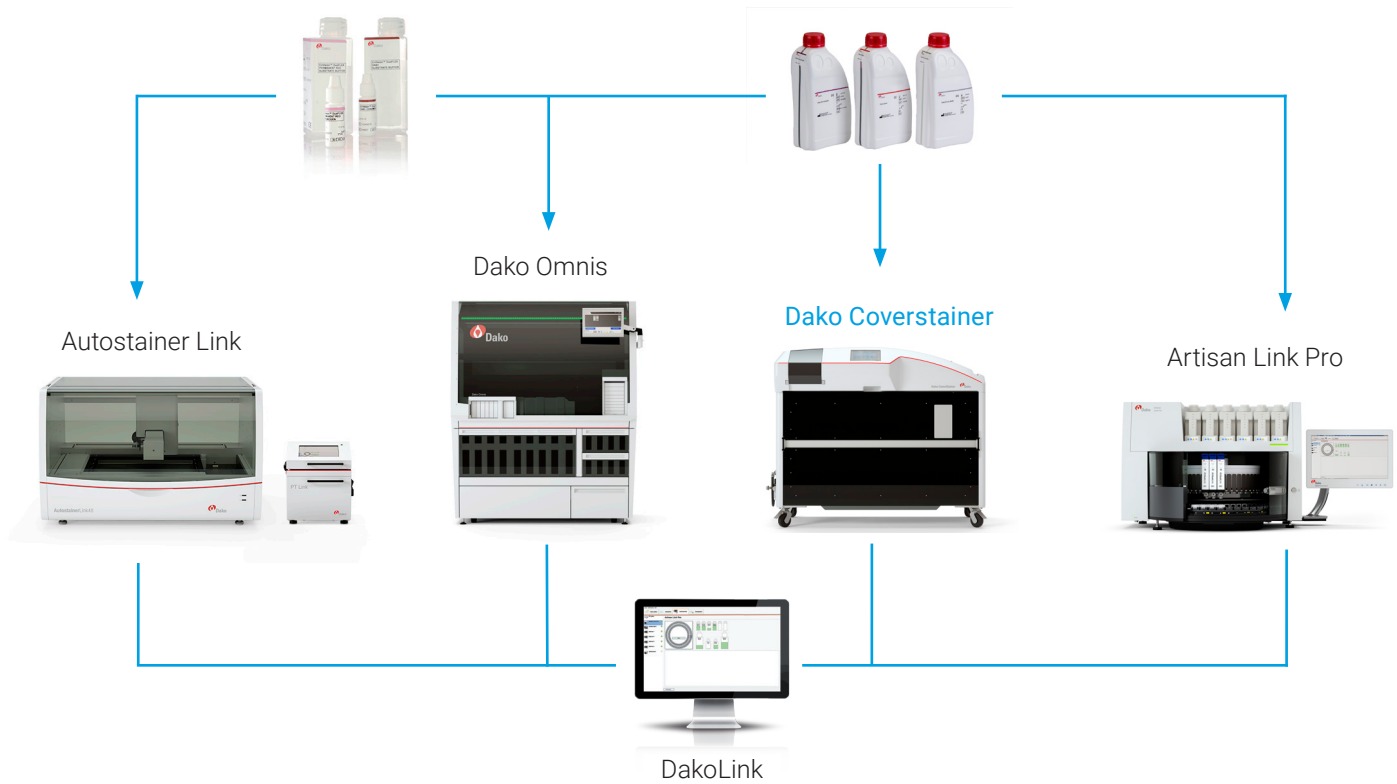


Figure 6. Skin.

Keep Your Lab A Step Ahead.

We provide integrated solutions that are designed to meet your needs and help your lab deliver the correct results for patients, every time. The entire range of complementary Dako products exemplifies our focus on providing trusted answers, together with our customers.



Dako CoverStainer specifications

Component	Description
Dimensions	150 cm W x 67.2 cm D x 128.0 cm H (59.1" W x 26.5" D x 50.4" H)
Weight	175 kg (385 lbs)
Total slide capacity	Up to 240 slides per hour
Total reagent capacity	18 dip tanks divided into two components which gives 36 reagent stations
Reagent waste capacity	Two separate waste containers (10L) each

Local teams of Application Support, Technical Support and Certified Field Services are always within easy reach if you need our support.

References

1. White Paper reference: No risk of Tissue Cross Contamination when using Dako CoverStainer, Dako White paper, item No. 38686, 01MAR12.

Learn more:
www.agilent.com

This information is subject to change without notice.

© Agilent Technologies, Inc. 2019
Published, June 14, 2019
29008 2019JUN14

