

Tip Seal Replacement Procedure for IDP-10 Pump



X3810-90002

Contents of Kit

- A. Tip seals set for one IDP-10 pump
- B. 6 mm and 4 mm T-Handle Allen wrench
- C. Low lint cloth
- D. Abrasive scrubbing pad
- E. Low lint cleaning swabs
- F. Dust mask (to prevent any dust inhalation, Agilent recommends a dust mask to be used during IDP-10 maintenance)
- G. Nitrile gloves (color may vary)
- H. Exhaust filter replacement
- I. Grease for O-ring
- J. O-ring




Instructions

1. Vent MS (if present). Unplug pump, wait at least 10 minutes for pump to cool. Put on gloves and mask provided before beginning.
2. Remove muffler from exhaust of pump (side of pump) and replace filter. Reassemble. Set aside.




3. Unfasten 3 screws on front cowling using 6 mm T-handle wrench.




4. Remove front cowling and disconnect fan connector; set front cowling aside.




5. Remove 4 screws using 4 mm T-handle wrench to separate outboard housing from orbiting plate. Make sure pump is vented before attempting to separate scrolls.




6. Remove O-ring and both tip seals



7. Clean both metal scrolls using abrasive scrubbing pad, low lint cloth, and low lint cleaning swabs. If a cleaning fluid is necessary or desired, use isopropyl alcohol (not included). Do not use water, detergent, or home/industrial cleaning products. Do not use compressed air or aero duster.



8. Replace both tip seals using new tip seals provided. Insert from the center out, following natural direction of spiral of tip seal when shipped. When reaching the outside end of insertion, if necessary cut the tip seal to leave 1/8" (3 mm) space, leaving room for the tip seal to expand radially if necessary. Use soft rubber back of a screw driver to press tip seal into place where it may get caught on machined notches in the tip seal groove, designed to hold the tip seal in place.



9. Apply a trace amount of grease (provided) on new O-ring and install.



10. Reassemble pump. Reassembly is reverse of disassembly.
11. Reconnect IDP-10 pump into instrument. No preconditioning of pump is necessary before returning pump to service.

Never power the pump on while it is disassembled. Always use proper personal protective equipment while working.