

87-900-997-01(D)

April 19<sup>th</sup>, 2011**TV81 – TV70 CTRL ADAPTER KIT**

P/N 969-9164

The “TV81 – TV70 CTRL Adapter kit” is designed to connect the TV 70 Navigator Controller (model 969-8971) to the TV81 Pump (models 969-8901 to 969-8908). The adapter overall dimensions are shown in Figure 1.

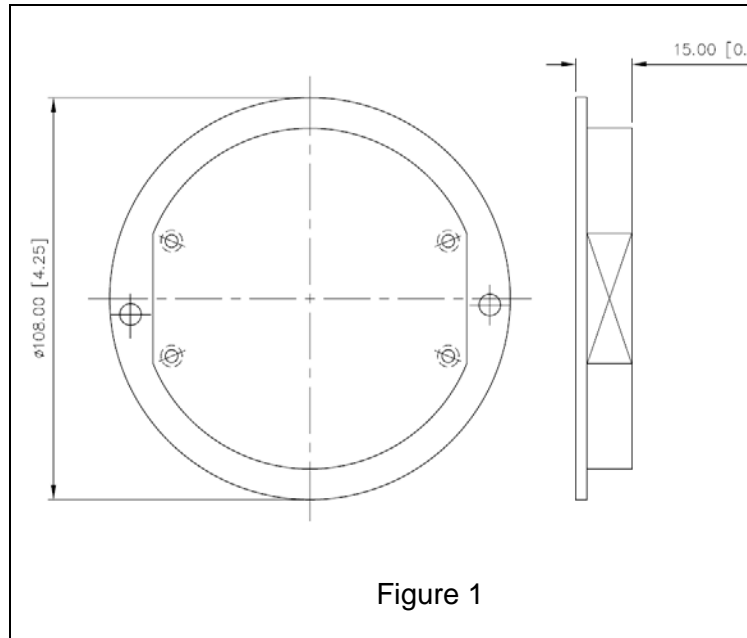


Figure 1

**CONTROLLER INSTALLATION PROCEDURE**

- 1) Fix the adapter kit to the pump body (Figure 2) or to the water cooling plate (Figure 3) using the four M3x18 hex socket screws, furnished with the kit. The air cooling kit should be placed between the pump body and the adapter kit (Figure 4).




Figure 2

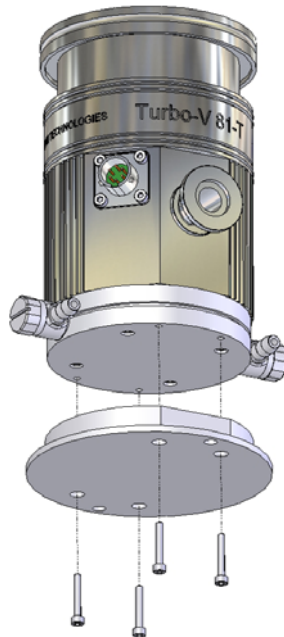


Figure 3

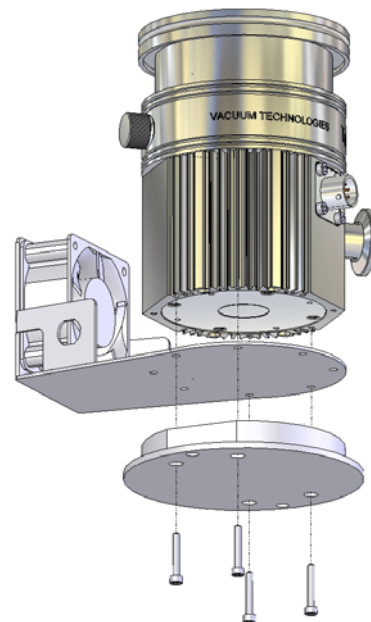


Figure 4

**NOTE:** Refer to the Pump Manual for fixing the water cooling kit to the pump.

In Figure 5 are shown the positions recommended for the adapter assembly. In case of water cooling plate, the two positions allowed by the holes are equivalent.

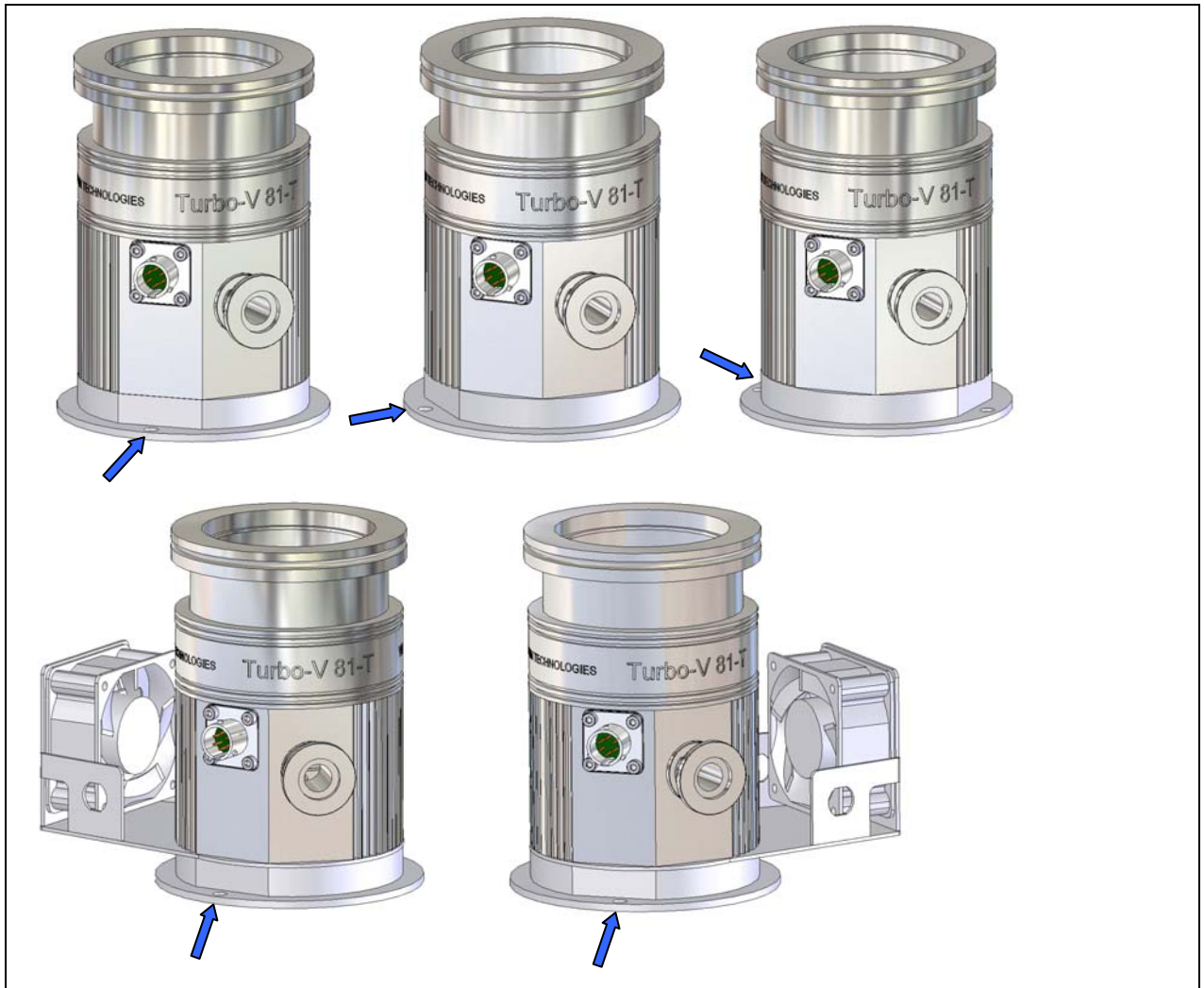


Figure 5

Fix the controller to the adapter kit using two M5x6 hex socket screws, included in the kit, with a ball ended hex key, in either of the two positions allowed (Figure 6, Figure 7 and Figure 8).




Figure 6




Figure 7




Figure 8