



OpenLab CDS

Workstations, Clients, and Instrument Controller

Requirements and Supported Instruments

Notices

Document Information

Document No: D0013817 Rev. F
Edition: 02/2023

Copyright

© Agilent Technologies, Inc. 2015-2022

No part of this manual may be reproduced in any form or by any means (including electronic storage and retrieval or translation into a foreign language) without prior agreement and written consent from Agilent Technologies, Inc. as governed by United States and international copyright laws.

Agilent Technologies, Inc.
5301 Stevens Creek Blvd.
Santa Clara, CA 95051,

USA

Software Revision

This guide is valid for revision 2.7 of Agilent OpenLab CDS.

Warranty

The material contained in this document is provided "as is," and is subject to being changed, without notice, in future editions. Further, to the maximum extent permitted by applicable law, Agilent disclaims all warranties, either express or implied, with regard to this manual and any information contained herein, including but not limited to the implied warranties of merchantability and fitness for a particular purpose. Agilent shall not be liable for errors or for incidental or consequential damages in connection with the furnishing, use, or performance of this document or of any information contained herein. Should Agilent and the user have a separate written agreement with warranty terms covering the material in this document that conflict with these terms, the warranty terms in the separate agreement shall control.

Technology Licenses

The hardware and/or software described in this document are furnished under a license and may be used or copied only in accordance with the terms of such license.

Restricted Rights Legend

U.S. Government Restricted Rights. Software and technical data rights granted to the federal government include only those rights customarily provided to end user customers. Agilent provides this customary commercial license in Software and technical data pursuant to FAR 12.211 (Technical Data) and 12.212 (Computer Software) and, for the Department of Defense, DFARS 252.227-7015 (Technical Data - Commercial Items) and DFARS 227.7202-3 (Rights in Commercial Computer Software or Computer Software Documentation).

Safety Notices

CAUTION

A **CAUTION** notice denotes a hazard. It calls attention to an operating procedure, practice, or the like that, if not correctly performed or adhered to, could result in damage to the product or loss of important data. Do not proceed beyond a **CAUTION** notice until the indicated conditions are fully understood and met.

WARNING

A **WARNING** notice denotes a hazard. It calls attention to an operating procedure, practice, or the like that, if not correctly performed or adhered to, could result in personal injury or death. Do not proceed beyond a **WARNING** notice until the indicated conditions are fully understood and met.

In this Guide ...

This document details the minimum hardware and software requirements that need to be met to run OpenLab CDS. It is valid for Workstation, Workstation Plus, Client, or Analytical Instrument Controller (AIC) components. It also provides information on supported Agilent and Non-Agilent instruments.

For server components please refer to the *OpenLab Server and OpenLab ECM XT Hardware and Software Requirements Guide* (ECM_XT_v2.7_HardwareSoftwareRequirements_en.pdf), or the Requirement guide for ECM, respectively.

Table 1 Terms and abbreviations used in this document

| Term | Description |
|-------------------------|---|
| Content Management | Component of OpenLab Server including a database, used to manage your analytical data |
| AIC | Agilent's Analytical Instrument Controller |
| Control Panel | Control Panel for Agilent OpenLab software |
| Microsoft Control Panel | Part of the Microsoft Windows operating system |
| Shared Services | Set of administrative services that control, for example, the security policy and the central configuration of OpenLab CDS. Shared services are accessed via the Control Panel. |

1 Hardware Requirements

This chapter contains the hardware requirements for the different components of an OpenLab CDS system.

2 Software Requirements

This chapter contains the software requirements for the different components of an OpenLab CDS system.

3 Network Specifications

This chapter provides network specifications for an OpenLab CDS system.

4 System Preparation Tool

The System Preparation Tool (SPT) checks and applies Windows settings on your machine.

5 Instrument Information

This chapter provides information on the instruments supported by the current revision of OpenLab CDS and the required respective instrument drivers and firmware revisions.

6 Software Compatibility

This chapter contains information on compatibility with other Agilent or non-Agilent software.

Contents

| | | |
|----------|--|-----------|
| 1 | Hardware Requirements | 7 |
| | OpenLab CDS Topologies | 8 |
| | OpenLab CDS Client/Server System Topologies | 10 |
| | PC Recommendations | 15 |
| | Configuration Capacity | 18 |
| | Disk Space | 21 |
| | OpenLab Server / OpenLab ECM XT configurations | 22 |
| 2 | Software Requirements | 23 |
| | General Software Requirements | 24 |
| | Supported Operating Systems | 25 |
| | Supported Databases | 28 |
| | Virtualization | 29 |
| | Licensing | 32 |
| 3 | Network Specifications | 33 |
| | Introduction | 34 |
| | Network Specifications | 35 |
| | About LAN Communications | 38 |
| | Power Management | 39 |
| | Specific Requirements for Compliant Systems | 39 |
| | Firewall Settings | 40 |
| 4 | System Preparation Tool | 53 |
| | Use the System Preparation Tool | 54 |
| | Reference of SPT Checks | 57 |
| 5 | Instrument Information | 60 |
| | Instrument Drivers | 61 |

| | |
|--|----|
| Agilent LC, SFC, and CE Instrument support | 63 |
| Agilent LC/MS Instrument support | 75 |
| Agilent GC System and Sampler support | 77 |
| Agilent GC/MS Instrument support | 83 |
| Other supported Agilent Instruments | 84 |
| Non-Agilent Instruments | 85 |
| OpenLab CDS VL Workstation and OpenLab CDS VL Workstation Plus Instruments | 87 |

6 Software Compatibility 90

| | |
|---|----|
| OpenLab CDS System Compatibility | 91 |
| Supported Content Management configurations | 92 |
| Compatible Libraries and Databases | 94 |
| Supported Agilent Software Add-Ons | 95 |

7 Sales and Support Assistance 96

1

Hardware Requirements

| | |
|--|----|
| OpenLab CDS Topologies | 8 |
| OpenLab CDS Client/Server System Topologies | 10 |
| PC Recommendations | 15 |
| Client | 15 |
| Workstation | 16 |
| Analytical Instrument Controller (AIC) | 17 |
| Shared Services Server | 17 |
| Configuration Capacity | 18 |
| Disk Space | 21 |
| OpenLab Server / OpenLab ECM XT configurations | 22 |

This chapter contains the hardware requirements for the different components of an OpenLab CDS system.

OpenLab CDS Topologies

OpenLab CDS is available in different topologies. They differ on where the various software components (Clients, Shared Services and, if relevant, Content Management) are located. For details on the topologies refer to the respective installation guide or check with your Agilent representative.

OpenLab CDS Workstation and Workstation Plus

OpenLab CDS Workstation installations include all required components on the same PC. Agilent provides two different storage options for OpenLab CDS Workstations: file share, and *Workstation Plus* with included content management.



Figure 1 All components on the same PC

Networked Workstation

Networked Workstation is defined as a PC machine that supports both user interaction (i.e. sample submission and data review and processing) as well as automated functions (i.e. data acquisition and automated processing and printing). For OpenLab CDS, a Networked Workstation is an AIC used interactively for sample submission and data processing. The Client components are installed as part of the AIC installation.

Hardware Requirements

OpenLab CDS Topologies

OpenLab CDS Client/Server

With an OpenLab CDS Client/Server installation, you need multiple hardware components (see “[OpenLab CDS Client/Server System Topologies](#)” on page 10 for more detail). The *OpenLab CDS* software provides the chromatography data system components for instrument control, data analysis and reporting on Analytical Instrument Controllers (AICs) and clients.

On the server(s), the *OpenLab Server* software provides the Shared Services and Content Management components.

For configurations with multiple servers, you will receive a starter pack with two OpenLab Server software licenses; in addition, you will need an OpenLab Content Management Index server.

OpenLab CDS Client/Server System Topologies

Based on your expected system load, that depends on the number and type of instruments and users, OpenLab CDS Client/Server systems can be deployed with different topologies:

- ✓ 1-server all-in-one system (see [Figure 2](#) on page 11),

- ✓ 2-server system: (see [Figure 3](#) on page 11),
 - the database is hosted on a separate machine

- ✓ 4-server system (see [Figure 4](#) on page 12)
 - Content Management and Shared Services on the first server
 - database on the second server
 - Index server on the third server
 - the file server on the fourth server

- ✓ as a Scalable System.
For more information on scalable systems, please refer to the *Agilent OpenLab Server and OpenLab ECM XT Scalable System Installation Guide*.

Consult with your Agilent support representative to decide which topology is appropriate for your environment.

The following diagrams are a conceptual representation of the system topology. They are not intended to represent the topology's network architecture.

Hardware Requirements

OpenLab CDS Client/Server System Topologies

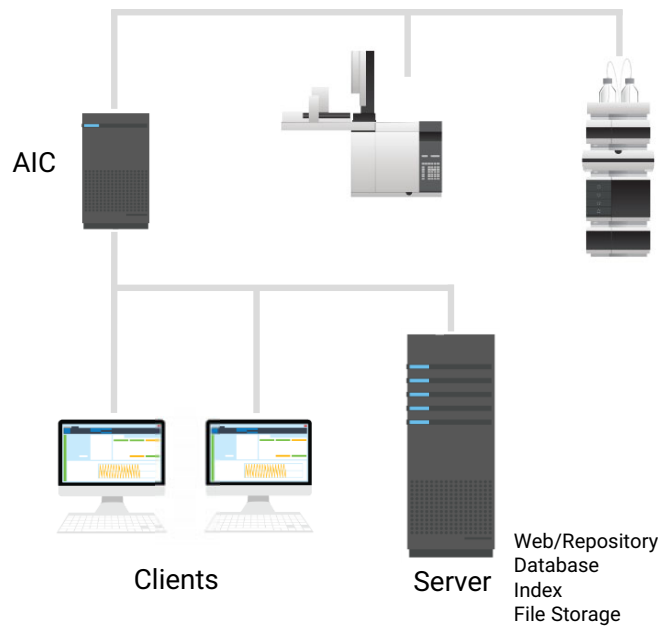


Figure 2 All-in-one topology: Clients and AIC link to one server

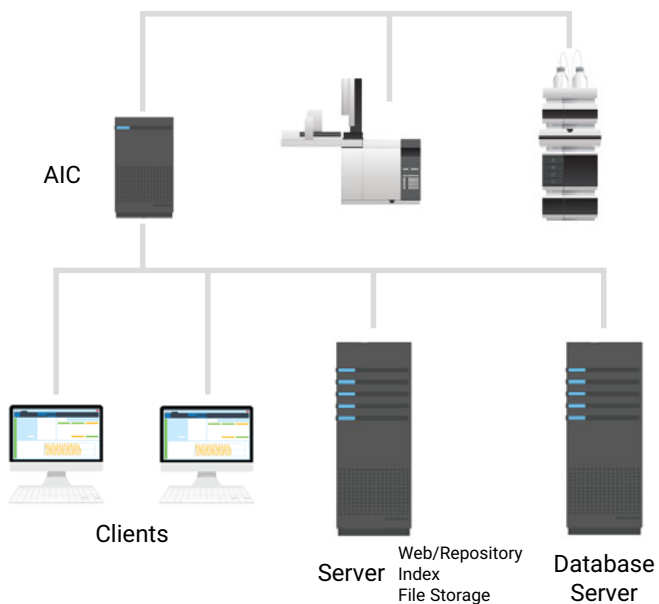


Figure 3 2-Server topology: Clients and AIC link to two dedicated servers.

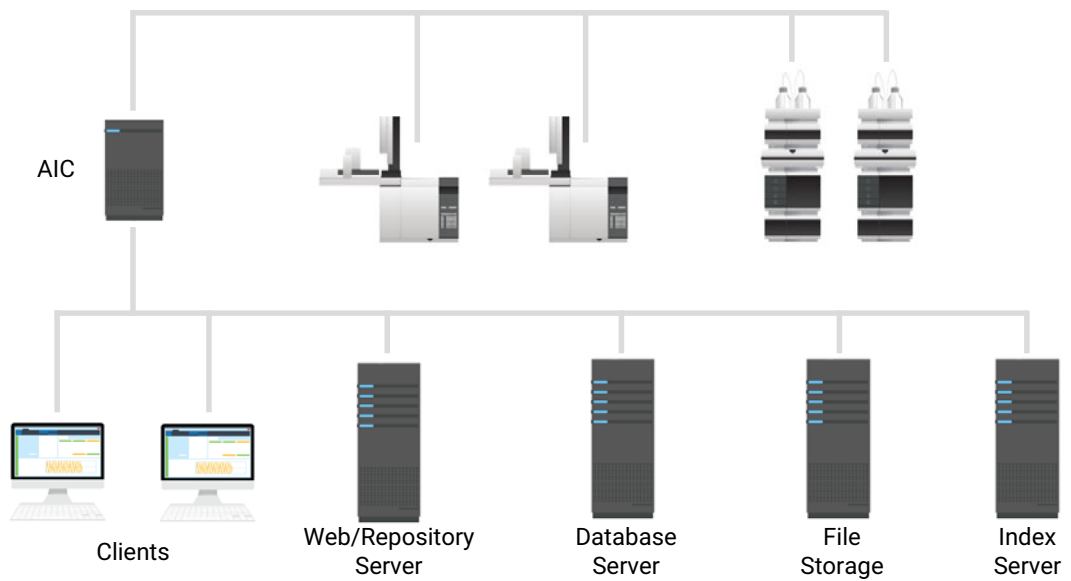


Figure 4 4-Server topology: For high-load environments with multiple AICs

Hardware Requirements

OpenLab CDS Client/Server System Topologies

Cloud Services Compatibility

OpenLab CDS client/server installations with OpenLab ECM XT as back-end can run in an Amazon Web Services (AWS) or Microsoft Azure cloud environment, where OpenLab ECM XT is configured as the secured repository for OpenLab CDS; see compatibility statements listed on the next page.

The table provides a simplified view of the possible cloud configurations. Alternative cloud platforms such as Google Cloud, AWS China, Azure China, IBM Cloud, Alibaba Cloud, etc. have not been tested. Agilent can only provide basic guidelines for alternative cloud platforms which often use different services and operate with different specifications. Support for these platforms would be the responsibility of the lab and IT resources of the end user.

Table 2

| Private cloud providers <i>OpenLab components</i> | AWS EC2, or Azure VM | AWS S3 or Azure File storage ¹ | AWS RDS | Azure SQL (managed) |
|--|-------------------------|---|---------|------------------------|
| Workstations | - | - | - | - |
| Clients | c | c | n/a | n/a |
| Instrument controller | - | - | n/a | n/a |
| OpenLab ECM XT server | ● | ● | n/a | n/a |
| Index Server | ● | ● | n/a | n/a |
| Database Server | ● | ● | - | c |
| Content Storage ² | ● | ● | n/a | n/a |

¹ Azure File storage requires the OpenLab servers to be on Azure as well

² File storage on Azure is not supported

Legend

| | | | |
|------|-----------------|---------------|---------------------------------------|
| ● | supported | AWS: | Amazon Web Services |
| - | Not supported | EC2: | Elastic Compute Cloud |
| n/a: | not applicable | RDS: | Relational Database Service - managed |
| c: | contact Agilent | S3: | Simple Storage Service |
| VM: | Virtual machine | File Storage: | File based storage |
| | | Azure SQL: | Azure database management service |

Hardware Requirements

OpenLab CDS Client/Server System Topologies

Additional Cloud Service compatibility statements:

- English language only supported
- On-Premises VM hosts must be below 50% capacity (client side)
- Azure Active Directory (AAD) is not supported
- No support of Oracle in the cloud

For more information and assistance with cloud deployment check *Deploying OpenLab CDS in the cloud - Guidance for IT* at

<https://www.agilent.com/en/product/software-informatics/analytical-software-suite/chromatography-data-systems/openlab-cds/cloud-deployments>.

Cloud deployments with OpenLab ECM 3.x as back-end are not supported under a standard support agreement.

PC Recommendations

NOTE

The following tables are intended to be guidelines for minimum hardware and may need to be adjusted based on your intended load. Consult with your Agilent support representative to decide which hardware and topology is appropriate for your needs. Factors to consider include number of logical instruments, concurrent users, and other connection points. See also calculations for “Disk Space” on page 21 and “Configuration Capacity” on page 18.

For information on pre-configured Agilent original bundle PCs see <https://www.agilent.com/en/products/software-informatics/chromatography-data-systems/openlab-cds/originalpcbundle>.

Client

Table 3 Minimum hardware configuration for a client

| Item | HW requirements |
|--|---|
| Recommended Agilent original bundle PC | Small Form Factor HP Z2 G5 |
| Processor | 3.0 GHz or greater 4 Core |
| Physical memory (RAM) | 8 GB Ensure that at least 4 GB is reserved for the Windows operating system. |
| Hard disk | 500 GB 7200 RPM SATA drives minimum or equivalent solid state drive |
| USB port | USB 2 required for installation via provided media |
| LAN Card | 100 MB/1 GB LAN for instrument control |
| Graphic resolution | 1600 x 900 minimum 1920 x 1080 recommended |

Workstation

OpenLab CDS is available in two workstation flavors: With storage in the local file system (OpenLab CDS Workstation software), or with a built-in Content Management database (OpenLab CDS Workstation Plus software).

Based on the number of instruments OpenLab CDS Workstation software has two recommended PC configurations: A small (default) with 8GB to control up to 2 instruments, and with upgraded memory (16GB) that can be used to control up to 4 instruments. The table below provides the minimum hardware configuration for Workstations. It also applies to OpenLab CDS VL (Note: VL only supports 1 instrument).

Table 4 Minimum hardware configuration for workstations

| Item | OpenLab CDS Workstation | OpenLab CDS WS Plus |
|--|--|--|
| Recommended Agilent Original Bundle PC | Small Form Factor HP Z2 G5 | HP Workstation HP Z4 G4 |
| Processor speed (CPU) | 3.0 GHz or greater, 4 Core | 3.6 GHz or greater, 4 Core |
| Physical memory (RAM) | up to 2 instrument points <ul style="list-style-type: none"> • 8 GB 3 or more instrument points <ul style="list-style-type: none"> • 16 GB | 16 GB |
| | Note that at least 4 GB is reserved for the Windows operating system. | |
| Hard disk | 1 x 500 GB 7200 RPM SATA drive minimum SSD drive recommended for better performance See Table 12 on page 21 | 2 x 500 GB or 1 TB 7200 RPM SATA drive minimum ¹ SSD drive recommended for better performance See Table 12 on page 21 |
| Graphic Resolution | 1600 x 900 minimum; 1920 x 1080 recommended | |
| RS-232 port | 1 serial port required for selected instruments that are still using RS-232 communication. See instrument specifications for details. | |
| USB port | USB 2 required for installation via provided media | |
| LAN card | 100 MB/1 GB LAN for instrument control 2nd LAN card required for lab intranet connection, to isolate the instrument's data traffic from the lab intranet connection. | |
| Win 11 | Microsoft has specific chipset requirements for Win 11. Refer to Microsoft for details | |

¹ If the computer has a disc array controller we recommend 2 x 1 TB in RAID1.

Analytical Instrument Controller (AIC)

The below table is applicable for AICs with up to 6 instruments. For AIC's configured with fewer instruments, the amount of memory required by the system may be decreased.

Table 5 Minimum hardware for an Instrument Controller

| Item | HW requirements |
|---|---|
| Recommended Agilent original bundle PC | HP Z4 G4 with 16 GB RAM |
| Processor | 3.0 GHz or greater, 4 Core |
| Physical memory (RAM) | 16 GB ensure to reserve at least 4 GB for the Windows operating system. |
| Hard disk | 2 x 500 GB or 1 TB 7200 RPM SATA drive minimum SSD drive recommended for better performance If the computer has a disc array controller Agilent recommends 2 x 1 TB in RAID1. |
| RS-232 port | 1 serial port required for selected instruments that are still using RS-223 communication. See instrument specifications for details. |
| USB port | USB 2 required for installation via provided media |
| LAN card | 100 MB/1 GB LAN for instrument control 2nd LAN card required for house, to isolate the instrument's data traffic from the lab intranet connection. |
| Graphic resolution (Monitor required for failover mode only) | 1600 x 900 minimum 1920 x 1080 recommended |

Shared Services Server

A separate Shared Services server is needed for configurations with OpenLab ECM as storage backend. For more information, please refer to the *Configuring OpenLab CDS with ECM* guide. It is available from the **Planning** tab of the OpenLab installer.

Configuration Capacity

Instrument An analytical system, made up of one or more modules that are configured together to achieve the desired analytical functionality. Also known as a system, i.e. an LC/MSD system.

Points The relative level of load (load value) that an instrument or module puts on a physical or virtual system, aggregating CPU and RAM (memory) consumption. Different types of detectors require more processing power and memory than others, so they have been assigned higher “point” values.

Concurrent sessions The number of simultaneous connections to the system. This includes user connections and instrument connections. For OpenLab CDS, use points as the measure of instrumentation as this reflects both number of instruments and the amount of data generated by each instrument system. See below for examples of number of points per instrument type.

Instrument licenses Connection Licenses refer to the licenses required in the software in order to run a specific instrument configuration. Note: Points do not equal instrument connection licenses.

The instrument capacity (number of configurable instruments) per Workstation or AIC depends on the type of instrument configured. Work with your Agilent representative to ensure your system is configured sufficiently for your projected number of users, concurrent sessions, instruments, and load.

You can configure any number of instruments that sum up to 4 instrument points per OpenLab CDS Workstation (Standard configuration). Per OpenLab CDS VL Workstation you can configure 1 instrument with up to 2 instrument points.

Table 6 Instrument Capacity of OpenLab CDS Workstations

| OpenLab CDS standard configuration | Supported Instrument points |
|---|------------------------------|
| Standalone Workstation | Up to 4 points |
| Standalone Workstation with Content Management | Up to 4 points |
| Standalone VL Workstation | 1 instrument; up to 2 points |
| Standalone VL Workstation with Content Management | 1 instrument; up to 2 points |

Hardware Requirements

Configuration Capacity

Table 7 Instrument Capacity of OpenLab CDS AICs

| OpenLab CDS AIC | Instrument points per AIC ¹ |
|-----------------------------|--|
| Standalone PC | Up to 6 points |
| Virtualized PC ² | Up to 6 points |
| Networked WorkStation | Up to 4 points |
| Client/Server | Scalable, with 6 points per AIC. |

¹ For customers migrating from OpenLab ChemStation their existing computer hardware is supported. In this case it is possible to configure up to 10 points per AIC. See OpenLab ChemStation documentation for ChemStation AIC specifications

² AIC virtualization is supported but not recommended

Load Approximations

The following tables provide some guidance how to approximate load-based requirements for different instruments. Note that the load is also depending on actual instrument utilization and number of users.

Table 8 Points vs Licenses – OpenLab CDS system with Agilent LC Instruments

| Module Type | Instrument Points | Connection Licenses |
|--|-------------------|---------------------|
| LC Instrument (= injector + pump + Agilent 2D detector ¹ such as VWD) | 1 | 1 |
| LC 2D detector | 0 | 0 |
| LC 3D detector (such as DAD or (3D) FLD) ² | 1 | 1 |
| HDR (High Dynamic Range) | 2 | 1 |
| MSD (Single quadrupole mass spectrograph) | 2 | 1 |
| OpenLab CDS Client | 2 | 0 |

¹ Includes any detector connected via an Analog-to-Digital converter

² Additional Agilent DAD (if same DAD model) or a 3D-FLD, does not consume an additional license. Non-Agilent 2D or 3D detectors require a specific own connection license.

Hardware Requirements

Configuration Capacity

Table 9 Points vs Licenses – Openlab CDS with Agilent GC Instruments

| Module Type | Instrument Points (load value) | Connection Licenses |
|--|--------------------------------|---------------------|
| GC Instrument (GC=Inlet + detector i.e. FID ¹) | 1 | 1 |
| Additional GC detector/ Headspace | 0 | 0 |
| GC Sampler e.g. PAL, Headspace | 0 | 0 |
| MSD (Single quadrupole mass spectrometer) | 2 | 1 |
| OpenLab CDS Client | 2 | 0 |

¹ Includes any detector connected via an Analog-to-Digital converter

Table 10 Points vs Licenses – Other OpenLab CDS system components

| | Instrument Points | Connection Licenses |
|--|-------------------|---------------------|
| A2D instrument ¹ | 1 | 1 ² |
| Agilent Instrument with A2D ³ | 0 | 0 |
| Non-Agilent Instrument with A2D ⁴ | 0 | 1 ² |
| Test Services (QualA) | 1 | 0 |

¹ For a system that is configured using only an A2D module

² Non-Agilent Instrument connection

³ For a system that includes an A2D module as part of a supported Agilent instrument configuration, e.g. a 8890 with additional detector connected through A2D

⁴ Non-Agilent 2D or 3D detectors require a connection license on their own

NOTE

The instruments points can be different for non-Agilent instruments. Please check the respective driver documentation.

Capacity approximations for some example configurations:

Table 11 Examples

| System | Points | Connection Licenses |
|----------------|----------|--|
| LC + DAD | 2 points | 2 Connections (1x LC + 1x LC 3D) |
| LC + HDR DAD | 3 points | 2 Connections (1 x LC + 1 x LC 3D) |
| LC + DAD + FLD | 2 points | 2 Connections (1 x LC + 1 x LC 3D) |
| LC + MS | 3 points | 2 Connections (1x LC + 1x MS) |
| LC + MS + DAD | 4 points | 3 Connections (1x LC + 1x MS + 1xLC 3D) |
| GC with HS | 1 point | 1 Connection (1x GC; HSS is 0 connections) |
| GC + MS | 3 points | 2 Connections (1x GC +1x MS) |

Disk Space

Disk space requirements should be adjusted based on the number and type of instruments and archival periodicity. Agilent recommends providing disk space for one year of lab operation in addition to the operating system and OpenLab CDS requirements.

Table 12 Typical expected file sizes

| | Run time | Description | Expected data size |
|-----------------|----------|---|--------------------|
| 2D data | 60 min | 10 Hz, 2 channel data | 300-700 KB |
| 3D data | 60 min | 10 Hz, 5 channel data, plus spectra at 1 nm resolution from 200 to 400 nm | 100-300 MB |
| LC/MS data (SQ) | 60 min | Scan mode | 20-40 MB |
| GC/MS data (SQ) | 60 min | Scan mode | 50-300 MB |
| GC/MS data (SQ) | 60 min | SIM mode with 2 ions | 1-3 MB |

OpenLab Server / OpenLab ECM XT configurations

The choice of a specific server topology depends on the specific requirements and constellations in your lab. The table below just provides a rough guideline. Please check with your Agilent representative to determine the correct configurations for your laboratory.

Table 13 OpenLab Server / OpenLab ECM XT configurations

| Concurrent Sessions ¹ | typically this corresponds to x Instruments in Lab | Recommended OpenLab Server Configuration |
|----------------------------------|---|---|
| Up to 70 | Up to 30 | All-in-One server |
| Up to 90 | Up to 50 | Two-server |
| Up to 115 | Up to 100 | Four-server |
| Up to 290 | Above 100 | Scalable system |

¹ See section "Configuration Capacity" for details on how to calculate Concurrent Sessions for OpenLab CDS



2

Software Requirements

General Software Requirements 24

Supported Operating Systems 25

Supported Databases 28

Virtualization 29

Licensing 32

This chapter contains the software requirements for the different components of an OpenLab CDS system.

General Software Requirements

| Component | Details |
|--------------------------------------|--|
| .NET Framework (64-bit) ¹ | .NET 3.5.x .NET 4.8 or higher ² |
| .NET Core (64 bit) | .NET 5.x .NET 6.x |
| Web browser | <ul style="list-style-type: none"> • Google Chrome 98 or higher • Microsoft Edge (Chromium-based, as provided with the supported OS versions) |
| Antivirus software ³ | <ul style="list-style-type: none"> • Symantec Endpoint Protection (64 bit) • Trend Micro • Microsoft Defender Antivirus • McAfee |

¹ Will be installed by the OpenLab installer if needed

² Both Frameworks are required, they coexist.

³ The listed antivirus software has been tested and is recommended by Agilent. Support is not limited to this software. Check the specific requirements and support of each product.

You may use a PDF viewer to open PDF manuals in OpenLab Help & Learning. The PDF viewer is not required for the system to function correctly.

Supported Operating Systems

Language Compatibility

User interfaces are displayed in the language of the Windows operating system for the following languages:

- English
- Chinese
- Japanese
- Brazilian Portuguese
- Russian (Workstations only)

The English language OpenLab CDS software is also supported with Western European language operating systems, provided the OS Region settings are configured correctly.

HINT

OpenLab Server/ECM XT, as well as Test Services (QualA) are supported with English, Chinese, Japanese and Brazilian Portuguese Windows OS languages only.

Non-localized instrument drivers are supported; They will appear in English even when running localized versions of OpenLab CDS.

Customized locale settings might be required for Non-Agilent drivers. Please check the localization statement in the driver documentation.

Supported Operating Systems

Table 14 Supported Operating Systems by components of OpenLab CDS v2.7

| Windows Product | Workstation | Networked Workstation ¹ | Client | AIC |
|---|-------------|------------------------------------|----------------|----------------|
| Windows 11 64 bit, Professional or Enterprise | ✓ | ✓ | ✓ | ✓ |
| Windows 10 64 bit, Professional or Enterprise | ✓ | ✓ | ✓ | ✓ |
| Windows Server 2016 64-bit Standard or Datacenter | ✗ | ✓ ² | ✓ ³ | ✓ ² |
| Windows Server 2019 64-bit Standard or Datacenter | ✗ | ✓ ² | ✓ ³ | ✓ ² |

¹ Networked Workstation is defined as a PC machine that supports both user interaction (i.e. sample submission and data review and processing) as well as automated functions (i.e. data acquisition and automated processing and printing). For OpenLab CDS a Networked Workstation is an AIC used interactively for sample submission and data processing.

² supported, but not recommended

³ virtual environment

Table 15 Supported versions of Microsoft Windows

| OpenLab CDS Windows Product ¹ | v2.4 | v2.5 | v2.6 | v2.7 |
|---|----------------------|-------------------------|-------------------------|-------------------------|
| Windows 11 Pro (64 bit) | ✗ | ✗ | ✗ | 21H2 |
| Windows 11 Enterprise (64 bit) ² | ✗ | ✗ | ✗ | 21H2 |
| Windows 10 Pro (64 bit) ² | | | 20H2 or greater 2004 | 21H1 or greater 20H2 |
| | 1803 1709 1703 | 1909 or greater 1809 | | |

Software Requirements

Supported Operating Systems

Table 15 Supported versions of Microsoft Windows

| OpenLab CDS Windows Product ¹ | v2.4 | v2.5 | v2.6 | v2.7 |
|--|-------------------------|-------------------------|--|-------------------------|
| Windows 10 Enterprise (64 bit) ² | 1803 1709 1703 | 1809 or greater | 1909 or greater | 21H1 or greater |
| Windows 10 LTSC/LTSB | ✗ | ✗ | Check FAQ on Agilent.com / OpenLab CDS ³ | |
| Windows 8.1 Pro/Enterprise | ✗ | ✗ | ✗ | ✗ |
| Windows 7 Pro /Enterprise | SP1 | ✗ | ✗ | ✗ |
| Windows Server 2022 ⁴ | ✗ | ✗ | ✗ | ✗ |
| Windows Server SAC | ✗ | ✗ | ✗ | ✗ |
| Windows Server 2019 | ✗ | Standard Data Center | Standard Data Center | Standard Data Center |
| Windows Server 2016 | Standard Data Center | Standard Data Center | Standard Data Center | Standard Data Center |
| Windows Server 2012 R2 | Standard Data Center | ✗ | ✗ | ✗ |

¹ Agilent supports the versions supported at release per Windows life-cycle fact sheet <https://learn.microsoft.com/en-us/lifecycle/faq/windows>. Agilent expects, but cannot guarantee, that newer minor product versions will be compatible.

² Agilent does not support use on Windows Home Edition, or Windows Education Edition.

³ <https://www.agilent.com/en/support/software-informatics/analytical-software-suite/chromatography-data-systems/openlab-cds/faq-openlab-cds-ltsc>. Any system using LTSC must be managed under a custom support agreement.

⁴ All Windows Server compatibility is provided per ECM XT/OpenLab Server compatibility. Other content management compatibility is defined by that product.

Agilent may ship any supported Windows version. Updating to a different version is the responsibility of the end user and is not part of standard installation process.

Supported Databases

OpenLab CDS supports PostgreSQL databases for hosting the Data Repository.

OpenLab CDS Workstation Plus uses a PostgreSQL database for Shared Services, the Data Repository and Content Management. It is installed and configured automatically during installation. Agilent supports only the use of the PostgreSQL version as installed by the OpenLab software.

If you are using OpenLab Server/ECM XT or OpenLab ECM to store data, please refer to the respective product documentation for information on supported databases.

For information on Databases for Shared Services Server please check the manual *Configuring OpenLab CDS with OpenLab ECM*.

Virtualization

OpenLab CDS supports two separate virtualization technologies: *Application Publishing Technologies* such as Microsoft Remote Desktop Services (RDS/Terminal Server) and *Operating System Virtualization Technologies* such as Hyper-V for Windows Server, sometimes known as hardware virtualization. Basic machine and processing requirements do not change when virtualizing your machine. Ensure to comply with the recommendations provided in this guide.

Thin Client or Remote Access

OpenLab CDS clients can be virtualized on application virtualization platforms like Citrix. OpenLab CDS clients have been tested with the following virtualization software. Note that the resource requirements are equal to those of the physical machines. On-Premises VM hosts must be at less than 50% capacity (client side).

Tested client application publishing software

- Microsoft Remote Desktop Services (RDS/Terminal Server) for Windows Server 2016 and 2019
Additional information (Microsoft):
<https://docs.microsoft.com/en-us/windows-server/remote/remote-desktop-services/rds-deploy-infrastructure>
- Citrix XenApp for Windows Server 2016 and 2019
Tested revision: 7.15u2. Additional information (Citrix):
<https://docs.citrix.com/en-us/citrix-application-delivery-management-software/current-release/deploy.html>

Registration

For Citrix or plain Windows RDS, at least the **OpenLab Control Panel** needs to be registered on the server side to allow 'thin client' access. For the default installation folder this is: C:\Program Files (x86)\Agilent Technologies\OpenLab Services\UI\Agilent.OpenLab.ControlPanel.exe.

Further programs to optionally register for sharing are:

- OpenLab Help and Learning - C:\Program Files (x86)\Agilent Technologies\OpenLabHelp\en\index.htm

- Parts Finder - C:\Program Files (x86)\Agilent Technologies\Parts Finder\Parts Finder\PartsFinder.exe
- IMPORT - eMethod - C:\Program Files (x86)\Agilent Technologies\ eMethodWizard\Agilent.eMethodWizard.OpenLabCDS.exe

NOTE

Terminating client sessions when there is data in the File Upload Queue will result in data loss (for example, when reprocessing a large data set).

To avoid the risk of data loss do not use aggressive session management settings that automatically terminate client sessions as a way to save server resources. Session management should only *disconnect* idle sessions but not terminate them.

NOTE

Users opening Data Analysis in a restricted mode (Snapshot, Review completed Injections) may lose access to their Data Analysis sessions in Citrix / RDS OpenLab CDS environments. This could occur when a user closes the Citrix session but not DA. When restarting Citrix, this user may be distributed to a different Citrix client.

To minimize the risk of losing unsaved changes to your results in restricted Data Analysis mode, Agilent recommends to always allocate the user to Citrix / RDS clients for one entire work day or shift (8-10) hours, rather than just 30 min. This mitigates the risk that the restricted Data Analysis closes automatically without saving, due to loss of user server allocation within the 30 minute persistence time.

NOTE

Be aware of a potential conflict when using an All-in-one Citrix environment: Both Citrix and OpenLab CDS use port 27000 for the License Manager Daemon. See “[Firewall Settings](#)” on page 40.

Tested Operating System virtualization software

- VMware vSphere (64 bit) for Windows Server 2016 and 2019
- Hyper-V (64 bit) for Windows Server 2016 and 2019

NOTE

To prevent OpenLab CDS licensing issues when using client application virtualization software, disable the (default) dynamic MAC address.

The product licensing is based on the MAC address of the server or Workstation / Workstation Plus. A change of MAC address, will break licensing and the application won't be functional.

WAN or Cloud – OpenLab Architecture Concept

CDS 2.x Distributed + ECM XT 2.x
(Mixed) (MS-SQL) (Thin Clients)

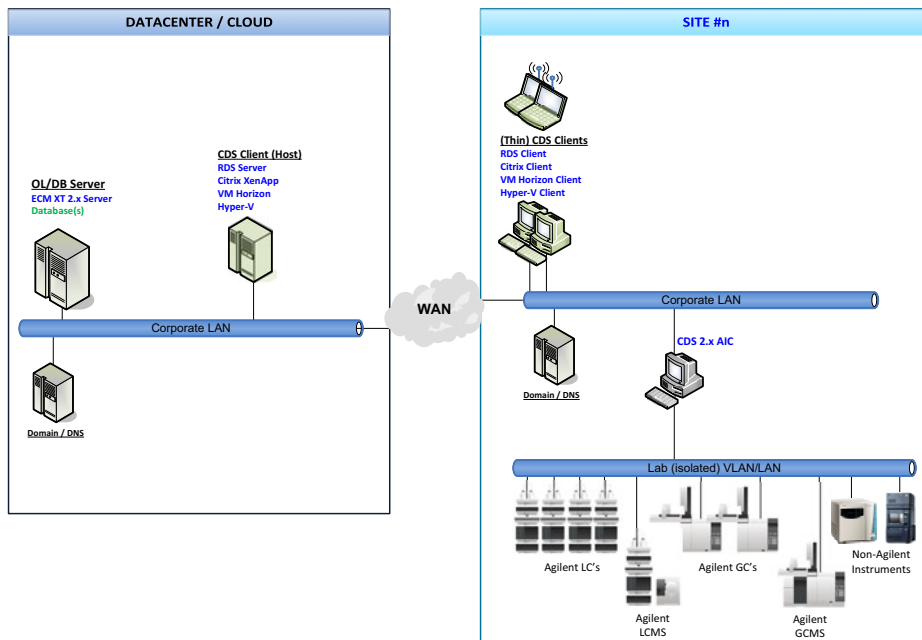


Figure 5 Example Topology

Please contact Agilent if you are interested in other application publishing technologies such as VMWare Horizon View.

Analytical Instrument Controllers (AIC)

Virtualizing AICs is supported with VMWare vSphere.

Agilent does not recommend virtualizing AICs due to the added risks associated with not locating the AIC near to the instrumentation. The Instrument-to-AIC connection is outside of the OpenLab communication redundancy protocols and, to reduce the chance of non-recoverable communication issues, it is recommended that this connection be in a local network. It is the responsibility of the customer to make the appropriate risk assessment when choosing where and how to deploy the AIC within their environment.

More Information

See the Technical Overview *Virtualizing OpenLab CDS Client/Server Systems* (5994-3609EN) for more detail.

For details on virtualization of OpenLab servers contact your Agilent support representative.

Licensing

OpenLab CDS uses FlexNet Publisher (v. 11.12) for the distribution and tracking of license entitlements. This software is installed with the OpenLab CDS components.

3

Network Specifications

| | |
|---|----|
| Introduction | 34 |
| Network Specifications | 35 |
| About LAN Communications | 38 |
| Power Management | 39 |
| Specific Requirements for Compliant Systems | 39 |
| Firewall Settings | 40 |
| OpenLab Server /OpenLab ECM XT | 41 |
| ECM XT Add-ons | 44 |
| OpenLab CDS AICs | 45 |
| OpenLab CDS Clients | 47 |
| Instrument Communication | 49 |
| OpenLab ECM 3.x Server | 51 |
| OpenLab ECM 3.x Clients | 52 |
| Dynamic Ports | 52 |

This chapter provides network specifications for an OpenLab CDS system.

Introduction

OpenLab CDS systems rely on network infrastructure in order to support the communication between various system nodes. This communication is based on standard TCP/IP protocols. In order to provide optimum performance and uptime, the network must meet design criteria for available bandwidth, IP address assignment, name resolution and appropriate isolation of the lab subnet from the corporate network.

Use of other network topologies, such as wide area networks (WAN), are considered *non-standard configurations* and it is your responsibility to ensure performance to these specifications.

NOTE

The communication path between instruments and workstations or instrument controllers is intolerant of latency, competitive traffic or service interruptions. For this reason, the instruments and their controllers should be on an isolated network segment. This means there should be no routing within the segment, switching must provide dedicated resources for instrument communication, and the segment should have no other traffic including broadcast messages or network management traffic.

Failure to isolate instrument traffic properly may make data acquisition unreliable.

Servers used in an OpenLab CDS environment (for example, OpenLab Server or license server) must be accessible via http or https in the network. This might require adjusting the proxy settings.

Cloud topologies are supported for OpenLab CDS. Please see [“Cloud Services Compatibility”](#) on page 13 for details.

Network Specifications

The specifications provided below apply to one or several of the following OpenLab network points:

- Client running OpenLab CDS
- Analytical Instrument Controller (AIC)
- Content Management server (OpenLab Server / ECM XT, or OpenLab ECM 3.x)
- Shared Services Server (only in conjunction with OpenLab ECM 3.x.)
- Database Server
- File Server

The following diagram gives an overview of OpenLab network recommendations. Depending on the OpenLab products you have configured, your network may or may not include all of the network components described here.

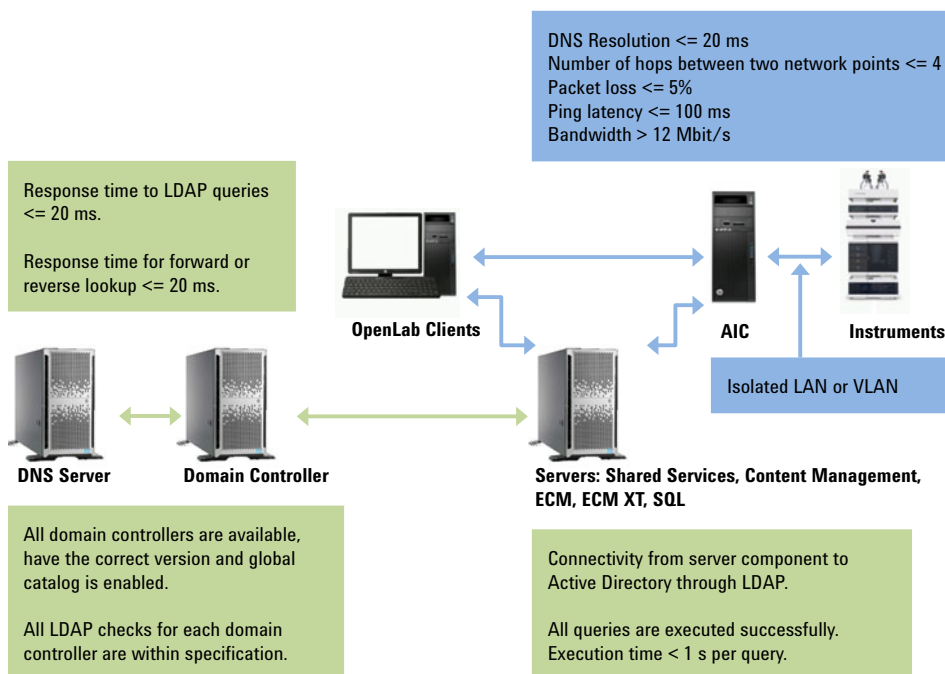


Figure 6 Specification summary (without IaaS)

Table 16 Basic network requirements

| Network Specification description | Specification |
|---|--|
| Max MTU for Local Interfaces | > 999 |
| MTU size | MTU size on all segments of the packet path is the same |
| IP Address Resolution Time (DNS Resolution) | <= 20 ms <= 200 ms server to Internet |
| Number of hops between two network points | <= 4 <= 2 for Shared Services Server / SQL Server, or Shared Services Server / Content Management Server |
| Packet loss | <= 5 % |
| Percentage of loss by using ICMP protocol | 0 % |
| Ping latency | <= 100 ms |
| Bandwidth | > 12 Mbps |
| Overall throughput for TCP and UDP protocols | >= 10 Mbps >= 100 Mbps for Shared Services Server and SQL Server >= 100 Mbps for Shared Services Server and Content Management Server >= 100 Mbps for ECM Server and Client |
| Connectivity from server component to Active Directory through LDAP: <ul style="list-style-type: none"> Retrieve 2000 users from AD Get all available domains Get global catalog | All queries are executed successfully. Execution time is < 1 s per query. |
| All domains trusted from the currently running domain: <ul style="list-style-type: none"> Domain Controller is available and the tool can establish connection Requires domain functional levels Windows Server 2008 or higher Global catalog is enabled Run all standard LDAP Checks | All domain controllers are available, have the correct version and global catalog is enabled. All LDAP checks for each domain controller are within specification. |
| Domain names | Consistent with RFC-1034 |
| TLS Protocol | TLS 1.2, or TLS 1.3 |

Network Specifications

Network Specifications

Table 17 Additional network requirements for Shared Services Server and Domain Controller Server

| Check | Specification |
|-------------------------------|---------------|
| Response time to LDAP queries | <= 20 ms |

Additional network specifications for connections with a DNS Server:

- Shared Service Server and DNS Server
- ECM Server and DNS Server
- SQL Server and DNS Server
- Client and DNS Server

Table 18 Additional network specifications for DNS Server

| Check | Specification |
|--|---------------|
| Response time for forward lookup like nslookup | <= 20 ms |
| Response time for reverse lookup like nslookup | <= 20 ms |

About LAN Communications

When using LAN communications to connect workstations to an instrument, use one of these methods:

- Connect via an isolated switch using standard CAT-5 network cabling
- LAN communication hardware should be 100/1000 Mbps (or higher) speed capable.

NOTE

The J4100 Jet Direct Card is not supported. For example, use a G1369 LAN interface card instead.

- NIC teaming: LAN cards should *not* be teamed on workstations, instrument controllers, or clients.
- LAN communication must be on the same subnet as instruments, and preferably on the same segment.

NOTE

See the separate driver installation guides for further information regarding vendor specific instrument connections. GPIB or RS232 might be required.

Power Management

Avoid data capture or transfer interruptions in your data acquisition system by making network communication cards available for instrument and system component communications.

Windows may be set to turn instruments/components off to save power while sleeping or hibernating. To change this setting:

- 1 In the Microsoft Control Panel, open the **Network and Sharing Center**¹.
- 2 Select **Change adapter settings**. Right-click **Local Area Connection > Properties > Configure**.
- 3 Select the **Power Management** tab.
- 4 Clear the **Allow the computer to turn off this device to save power** check box.

Specific Requirements for Compliant Systems

If you intend to use your system in a compliant environment, ensure the following settings related to time synchronization:

- Your network must have a time synchronization service to make sure that all systems are using a consistent and valid time.
- To ensure that users cannot change the time, users must not operate using an administrator account.

¹ View the items by icon to see a list of all items.

Firewall Settings

If you are using a third party firewall or anti-virus software on a network with OpenLab CDS, the firewall ports listed in this section may not be in use by other applications to allow communication between the system components of OpenLab CDS. These apply to workstations as well as to Client/Server systems as component communications rely on these communication channels.

For any mixed distributed configurations (clients or server) also the ports required for v2.6 need to be opened and available. The System Preparation Tool (SPT) of OpenLab installer will check the ports during installation, and set up firewall rules that apply including v2.6 to allow for mixed mode configurations during upgrade.

NOTE

The ports listed only in the column for v2.6 and earlier, are not needed for pure new installations of v2.7. They may be closed manually.

Local ports are used for internal communications only and do not need to be opened in the firewall.

Terms used in the following tables

| | |
|---------|-------------------------|
| ATS | Audit Trail Service |
| CertSvc | Certificate Service |
| CM | Content Management |
| DCS | Data Collection Service |
| DR | Data Repository |
| OLSS | OpenLab Shared Services |

NOTE

Ports in bold are required in secure systems.

OpenLab Server /OpenLab ECM XT

Table 19 OpenLab Server - Inbound Rules

| Application | v2.7 or higher | | v2.6 or earlier | | Remote System | Comments/Description |
|--------------------------------------|----------------|-----------------------|-----------------|-----------------------|------------------------|--|
| | Protocol | Port | Protocol | Port | | |
| CM Server ¹ | FTP | 21 | FTP | 21 | Any | [Optional] Only if FTP service is turned on for OpenLab Server. By default it is off |
| OpenLab Reverse Proxy (Apache HTTPD) | HTTP | :80/ | HTTP | :80/ | Any | OpenLab Reverse Proxy |
| | HTTPS | :443/ | HTTPS | :443/ | Any | OpenLab Reverse Proxy |
| OLSS Diagnostics | HTTPS | 443 | TCP | 3424 | Clients, AICs, Servers | Used for collecting diagnostic logs |
| Content Management PostgreSQL Server | TCP | 5432 | TCP | 5432 | Alfresco | <i>Required for secure system on PostgreSQL systems</i> For database access |
| DR PostgreSQL Server | TCP | 5433 | TCP | 5433 | DR Services | <i>Required for Sample Scheduler Desktop or configuration</i> Database port (Firewall rule gets applied during installation of DR) Used by all internal and external applications + services, which connect against DR/PG: e.g. DCS, Audit Trail Service, Test Services, Sample Scheduler Desktop Client |
| CM Server ¹ | HTTP | 5701 | TCP | 5701 | Cluster Servers | OpenLab scalable servers, between the nodes |
| Data Collection Service ² | HTTPS | :443/openlab/dcs | HTTPS | 52088 | ChemStation | DCS (until CDS 2.4, ChemStation) ECM XT (may or may not be remote) |
| | HTTP | 6328 (used by ECM XT) | HTTP | 6328 (used by ECM XT) | ECM XT Server | |

Table 19 OpenLab Server - Inbound Rules

| Application | v2.7 or higher | | v2.6 or earlier | | Remote System | Comments/Description |
|---|----------------|--|-----------------|--|-----------------------|---|
| | Protocol | Port | Protocol | Port | | |
| OLSS Server | TCP | 6570 | TCP | 6570 | Clients, AICs | OpenLab Licensing (Flexera) Server |
| | HTTPS (WCF) | 443 | TCP (WCF) | 6577 | Clients, AICs | OpenLab Shared Services WCF APIs |
| | - | - | HTTP | 6624 | Clients, AICs, others | Legacy Shared Services REST API, Legacy Licensing Support service REST API |
| | HTTPS | 443 | TCP | 8084 | Clients, AICs | Licensing API |
| | HTTP | 8090 8098, 8099 | HTTP | 8085 - 8099 | Clients, AICs | OpenLab Licensing view-only web UI (Flexera). Default is 8090. Other ports may be used if 8090 is in use |
| | TCP | 27000 - 27009 | TCP | 27000 - 27009 | Clients, AICs | OpenLab Licensing (Flexera) Server |
| OLSS Server (REST API) | HTTP HTTPS | 6625 ³ 443 | HTTP HTTPS | 6625 443 | Clients, AICs | (SSL Termination) Shared Services REST API, Licensing Support service REST API |
| CM Server ¹ | HTTP | localhost:8006 | HTTP | 8006 | Internal for CM | Content Management Server |
| | HTTPS | 8443 | HTTPS | 8443 | CM and Index Server | <i>Required for secure system on 4-server and scalable only</i> OpenLab Server website and REST APIs for index service |
| CM Search Service ⁴ | HTTPS | 8983 | HTTPS | 8983 | Index server | Search Service <i>Required for secure system on 4-server and scalable only</i> |
| CM Server ¹ | HTTP | localhost:9083 | HTTP | 9083 | Internal | OpenLab Server website and REST APIs (accessed via Reverse Proxy only) |
| Test Services (QualA) Web Service (REST APIs and website) | HTTPS | :443/testservices/ :443/openlab/ca/ | HTTPS | 9092 | Any | The port number can be changed using QualA Config tool |
| Test Services (QualA) Central Management Service | HTTPS | :443/testservices server/ | HTTPS | :52088/o penlab/te stservice sserver/ | Any | Central Management Service manages scheduling and email notifications for Test Services |

Table 19 OpenLab Server - Inbound Rules

| Application | v2.7 or higher | | v2.6 or earlier | | Remote System | Comments/Description |
|--|----------------|--------------------------|-----------------|-----------------|-----------------|--|
| | Protocol | Port | Protocol | Port | | |
| Reverse Proxy Configuration Service ⁵ | HTTP | 12876 | HTTP | 12876 | Internal | Reverse Proxy Configuration Service hosts REST APIs to configure the Reverse Proxy Server Disabled after install |
| DCS ² | HTTPS | :443/openlab/dcs | HTTPS | 52088 | Any | <i>Required in secure systems for backwards compatibility with older clients/servers</i> |
| CertSvc ⁶ ATS OLSS Server | HTTPS | /openlab/certserv ce/ | HTTPS | 52088 | | Certificate Service <ul style="list-style-type: none"> • <i>Required for internal communication on secure systems</i> • Not required in a secure configuration for incoming traffic Not required for secure systems: <ul style="list-style-type: none"> • Data Collection Service, • Audit Trail Service |
| RabbitMQ Server | TCP | 5671 | TCP | 5671, 5672 | Any | AMQP Ports (HTTPS) |
| | | 15671 | | 15671, 15672 | Any | RabbitMQ Management UI (HTTPS) |
| | | 4369 | | 4369 | Server, Clients | Peer discovery service (used by RabbitMQ nodes and CLI tools) |
| Sample Scheduler Webserver, Orchestrator, DB-Management | HTTPS | 443 | HTTPS | 52088 | Any | |

¹ C:\Program Files (x86)\Agilent Technologies\OpenLAB Data Store\tomcat\bin\tomcat8.exe

² Set the "Programs" property for this port to "Any".

³ As of 2.7, called only by OpenLab Installer

⁴ C:\Program Files (x86)\Agilent Technologies\OpenLAB Data Store\java\bin\java.exe

⁵ C:\Program Files (x86)\Agilent Technologies\OpenLab Reverse Proxy Configuration Service\ConfigurationService\Agilent.OpenLab.ReverseProxy.ConfigurationService.exe

⁶ No program configured in Windows Firewall - exe path is: C:\Program Files\Agilent Technologies\OpenLab Certificate Service\Bin\Agilent.OpenLab.CertService.CertServiceCore.exe

Table 20 OpenLab Server - Outbound Rules

| Application | Protocol | Port | Remote System | Description |
|-----------------|----------|-------------|-------------------|--|
| OLSS Server | TCP | 25 | Email Server | If email server uses a different port, or uses secure ports, the destination port will be different. |
| OLSS Server | TCP/UDP | 53 | DNS Server | DNS |
| OLSS Server | TCP/UDP | 67, 68 | DHCP Server | DHCP or BootP |
| OLSS Server | TCP | 137 -139 | NetBios WINS | For NetBios/Name resolution for NT Share |
| OLSS Server | TCP | 389 | LDAP Server | LDAP |
| OLSS Server | TCP | 445 | NAS/Share Server | Server Message Block (SMB). Used for storage on a remote NAS share. |
| CM Server, OLSS | TCP | 1433 | SQL Server | Only when using MS SQL Server. Configurable |
| CM Server, OLSS | UDP | 1434 | SQL Server | Only when using MS SQL Server. UDP |
| CM Server, OLSS | TCP | 1521 | Oracle Server | Only when using Oracle Server; Configurable |
| OLSS Server | TCP | 3268 | LDAP Server | Global Catalog LDAP |
| OLSS Server | TCP | 3269 | LDAP Server | Global Catalog LDAP SSL |
| CM Server, OLSS | TCP | 5432 | PostgreSQL Server | Only when using external PostgreSQL Server. Configurable |

ECM XT Add-ons

Table 21 ECM XT Add-ons - Inbound Rules

| Application | Protocol | Port | Remote System | Description |
|------------------|----------|------|-------------------------|---|
| Import Scheduler | HTTP | 9091 | Server, Services for CM | Import Scheduler communication port for Web UI and REST API |
| Import Scheduler | HTTPS | 9093 | Server, Services for CM | Import Scheduler communication port for Web UI and REST API |

OpenLab CDS AICs

Table 22 AIC - Inbound Rules

| Application | v2.7 or higher | | v2.6 or earlier | | Remote System | Comments/Description |
|---|--------------------|---|------------------|--------------|-----------------------|---|
| | Protocol | Port | Protocol | Port | | |
| OLSS Storage Client | | | TCP | 2886 | localhost | <i>Local traffic only, does not require open port</i> OpenLab Automation Service (Work Area, Buffered Upload) |
| OLSS Diagnostics | HTTPS (WCF) | 443 | TCP (WCF) | 3424 | Clients, AICs, Server | WCF. Used for collecting troubleshooting logs |
| OLSS Storage Client | HTTPS | 443 | HTTP | 6628 | Clients | Remote Work Area REST API |
| Test Services (QualA) Website & REST APIs | HTTPS | :443/testservices/ :443/openlab/ca | HTTPS | 9092 | Any | Test Services Web Service hosts REST APIs and website on this port. The port number can be changed using Test Services Config tool. |
| Acquisition | WS | :443/openlab/AcquisitionServices | TCP | 9753 | | CDS 2.5 or earlier messaging communication ¹ |
| | WS | :443/openlab/AcquisitionServices/ID) | HTTPS | 9753 | Clients | CDS 2.6 messaging communication ² |
| | HTTPS | 443 | HTTPS | 443 | | CDS 2.7 or later messaging communication ³ |
| Sample Scheduler Agent | HTTPS | 443 | HTTPS | 52088 | Clients | CDS 2.7 or later - messaging communication ⁴ |

¹ Reverse proxy is not installed and communication is TCP based

² Reverse proxy is installed but dormant, so 9753 is used directly

³ Reverse proxy is installed and active; all incoming connections are routed through the proxy

⁴ Reverse proxy is installed and active; all incoming connections are routed through the proxy

Table 23 AIC - Outbound Rules

| Application | Protocol | Port | Remote System | Description |
|---|----------|------------------|----------------|---|
| | TCP/UDP | 53 | DNS Server | DNS |
| | TCP/UDP | 67, 68 | DHCP Server | DHCP or BootP |
| Content Management | TCP | 80 | OpenLab Server | OpenLab Server website and REST APIs |
| | TCP | 443 | OpenLab Server | OpenLab Server secure website & secure REST APIs. Needed only if HTTPS is used |
| OLSS Client API | HTTPS | 443 | OpenLab Server | OpenLab Shared Services WCF APIs |
| OLSS Licensing API | TCP | 6570 | OpenLab Server | OpenLab Licensing (Flexera) Server |
| Control Panel | HTTPS | 443 | OpenLab Server | Shared Services REST API, Licensing Support service REST API |
| | TCP | 8084 | Clients, AICs | Licensing API |
| | TCP | 8090, 8098, 8099 | OpenLab Server | OpenLab Licensing view-only Web UI (Flexera). Default is 8090. If 8090 is in use, other ports may be used |
| | TCP | 27000 - 27009 | OpenLab Server | OpenLab Licensing (Flexera) Server |
| OLCF Data Collection API, Data Collection Agent | HTTPS | 443 | OpenLab Server | Data Collection Service |
| | HTTP | 6328 | | 6328 used as fallback only if HTTPS is not available |
| Sample Scheduler | HTTPS | 443 | OpenLab Server | Sample Scheduler, connection to Orchestrator service |

Please see the instruments "outbound" section at ["Instrument Communication"](#) on page 49 for additional ports that certain drivers listen on for incoming communications from instruments.

Firewalls on AICs must be configured to allow such traffic.

OpenLab CDS Clients

Table 24 CDS Client - Inbound Rules

| Application | v2.7 or higher | | v2.6 or earlier | | Remote System | Comments/Description |
|-----------------------|----------------|------------------------------|-----------------|------|------------------------|--|
| | Protocol | Port | Protocol | Port | | |
| OLSS Storage Client | - | - | TCP | 2886 | localhost | OpenLab Automation Service (work area, buffered upload) <i>Local traffic only, does not require open port</i> |
| Control Panel | TCP | 3424 | TCP | 3424 | Clients, AICs, Servers | Used for collecting diagnostics logs |
| Test Services (QualA) | HTTPS | 9092 (optional) ¹ | HTTPS | 9092 | Any | Test Services Web Service hosts REST APIs and website on port 9092 ¹ |

¹ It is not necessary to open this port in the firewall for the tool to work. Users can load the web UI and access REST APIs using <https://localhost:9092/> from local system (client) itself. However if remote access it required, then this port should be open in the firewall and users can access <https://<client-fqdn>:9092/> from remote systems. PS 1: Reverse Proxy is not available on Client systems. PS 2: The port number can be changed using QualA Config tool.

Table 25 CDS Client Outbound Rules

| Application | Protocol | Port | Remote System | Description/Comments |
|--------------------|----------|--------------------|----------------|--|
| | TCP/UDP | 53 | DNS Server | DNS |
| | TCP/UDP | 67, 68 | DHCP Server | DHCP or BootP |
| | TCP | 80 | OpenLab Server | OpenLab Server website and REST APIs |
| | TCP | 443 | OpenLab Server | OpenLab Server secure website and secure REST APIs. Needed only if HTTPS is used. |
| OLSS Client API | HTTPS | 443 | OpenLab Server | OpenLab Shared Services WCF APIs |
| OLSS Licensing API | TCP | 6570 | OpenLab Server | OpenLab Licensing (Flexera) Server |
| Control Panel | TCP | 8084 | Clients, AICs | Licensing API (WCF) |
| | HTTP | 8090 8098, 8099 | OpenLab Server | OpenLab Licensing view-only web UI (Flexera). Default is 8090. If 8090 is in use, other ports may be used. |
| | TCP | 27000 - 27009 | OpenLab Server | OpenLab Licensing (Flexera)Server |

Table 25 CDS Client Outbound Rules

| Application | Protocol | Port | Remote System | Description/Comments |
|---|----------|------|------------------------|---|
| Acquisition | TCP | 9753 | AIC | CDS 2.5 or earlier |
| Messaging | HTTPS | 9753 | | CDS 2.6 |
| communication | HTTPS | 443 | | CDS 2.7 or later |
| Acquisition | HTTPS | 443 | AIC | Agilent OpenLab remote work area. Client talks to AICs on this port |
| OLCF Data | HTTPS | 443 | OpenLab Server | Data Collection Service, 6328 used as fallback only if HTTPS is not available |
| Collection API, Data Collection Agent | HTTP | 6328 | | |
| Sample Scheduler | HTTPS | 443 | OpenLab Server, AIC | Sample Scheduler Sample Scheduler Desktop Client / Configuration |
| | TCP | 5433 | OpenLab Server | OLDR connection (only if activated, only if OLDR configuration) |

Instrument Communication

Table 26 Instruments - Inbound Rules

| Protocol | Port | Remote System | Description |
|----------|----------------------------|------------------|--|
| TCP, UDP | 20 | AIC, Workstation | (FTP) GC MSD Firmware installation (SQ 597*, Triple-Quad 70**) |
| TCP | 21 | AIC, Workstation | |
| TCP | 22 | AIC, Workstation | (SFTP) Firmware installation & SmartCard Trace for some instruments (e.g. 7000 series GC-Triple-Quad, 7200A GC-QTOF) |
| TCP, UDP | 23 | AIC, Workstation | (Telnet) GC MSD Firmware installation (SQ 597*, Triple-Quad 70**) |
| UDP | 69 | AIC, Workstation | (TFTP) Required for communication with legacy instruments (Jet Direct Cards) |
| TCP | 111, 1004, 1007, 1024-1026 | AIC, Workstation | LC/MS instrument communication GC MSD instrument communication |
| TCP | 2883-2886 3068, 3071 | AIC, Workstation | GC MSD instrument control (5975, 5973 MSD) (proprietary/SunRPC/TCP) |
| TCP | 4879 | AIC, Workstation | Instrument communication (Headspace) |
| TCP | 5813 | AIC, Workstation | GC MSD Firmware installation (ICMP/Ping) |
| TCP | 5973 | AIC, Workstation | GC MSD instrument control (proprietary/SunRPC/TCP) |
| TCP | 7972, 7973 | AIC, Workstation | GC MSD instrument control (597* MSD): Slick protocol |
| TCP | 8194 | AIC, Workstation | PAL3, data subscription |
| TCP | 9001, 9002 | AIC, Workstation | Instrument communication (GC, LC) |
| TCP | 9100 | AIC, Workstation | Instrument communication (GC, LC, 35900) |
| TCP | 9101, 9110 | AIC, Workstation | Instrument communication (GC, LC) |
| TCP | 10000-10020 | AIC, Workstation | Instrument communication (GC 78xx, 88xx, 9000) |
| TCP | 30718 | AIC, Workstation | Instrument utilities |
| TCP | 55055-55057 | AIC, Workstation | Instrument utilities |
| UDP | 55065 | AIC, Workstation | GC MSD instrument control |
| TCP | 60000 | AIC, Workstation | PAL XT communication |
| TCP | 61001 | AIC, Workstation | Instrument utilities |

Table 26 Instruments - Inbound Rules

| Protocol | Port | Remote System | Description |
|----------|--------------|------------------|-----------------------------|
| TCP | 64000, 64001 | AIC, Workstation | PAL3 communication |
| TCP | 64500 | AIC, Workstation | PAL3, plain socket protocol |

Table 27 Instruments - Outbound Rules

| Protocol | Port | Remote System | Description |
|----------|-------------|------------------|------------------------|
| TCP/UDP | 53 | DNS Server | DNS |
| TCP/UDP | 67, 68 | DHCP Server | DNS or BootP |
| TCP | 7980 - 7983 | AIC, Workstation | GC MSD - Reverse Slick |

OpenLab ECM 3.x Server

Table 28 ECM 3.x Server - Inbound Rules

| Application | Protocol | Port | Remote System | Description |
|--|----------|-------|---------------------------|---|
| | TCP | 80 | Clients | OpenLab ECM Server website and REST APIs operate on this port. Configurable. |
| | TCP | 443 | Clients | OpenLab ECM Server secure website & REST APIs operate on this port. |
| Reverse Proxy Configuration Service ¹ | HTTP | 12876 | Internal (localhost only) | Reverse Proxy Configuration Service hosts REST APIs to configure the Reverse Proxy Server's configuration file. Currently, this modifies the Apache HTTPD server's httpd.conf file. |

¹ C:\Program Files (x86)\Agilent Technologies\OpenLab Reverse Proxy Configuration Service\ConfigurationService\Agilent.OpenLab.ReverseProxy.ConfigurationService.exe

Table 29 ECM 3.x Server - Outbound Rules

| Protocol | Port | Remote System | Description |
|----------|--------|--------------------|--|
| TCP | 25 | Email Server | If email server uses a different port, it can be specified in OpenLab Control Panel. |
| TCP/UDP | 53 | DNS Server | DNS |
| TCP/UDP | 67, 68 | DHCP Server | DHCP or BootP |
| UDP | 161 | SNMP Server | Simple Network Management Protocol (SNMP) |
| TCP | 389 | LDAP Server | LDAP |
| TCP | 636 | Secure LDAP Server | Secure LDAP |
| TCP | 1433 | SQL Server | Only when using MS SQL Server. Configurable. |
| UDP | 1434 | SQL Server | Only when using MS SQL Server. UDP |
| TCP | 1521 | Oracle Server | Only when using Oracle Server. Configurable. |
| TCP | 3268 | LDAP Server | Global Catalog LDAP |
| TCP | 3269 | LDAP Server | Global Catalog LDAP SSL |

Table 29 ECM 3.x Server - Outbound Rules

| Protocol | Port | Remote System | Description |
|----------|-------|------------------|-------------------------|
| TCP | 8211 | ECM Comm Service | If caller is a Service |
| TCP | 18211 | ECM Comm Service | If caller is Forms Host |

OpenLab ECM 3.x Clients

Table 30 ECM 3.x Client - Inbound Rules

| Protocol | Port | Remote System | Description |
|----------|------|---------------|---|
| TCP | 1801 | MSMQ | MSMQ messages used in ECM Scheduler Agent |

Table 31 ECM 3.x Client - Outbound Rules

| Protocol | Port | Remote System | Description |
|----------|--------|--------------------|---|
| TCP/UDP | 53 | DNS Server | DNS |
| TCP/UDP | 67, 68 | DHCP Server | DHCP or BootP |
| UDP | 161 | SNMP | Simple Network Management Protocol (SNMP) |
| TCP | 389 | LDAP Server | LDAP |
| TCP | 636 | Secure LDAP Server | Secure LDAP |

Dynamic Ports

Dynamic Ports: used for temporary communications between clients. The ports used depend on the operating system in use and are configurable. See the operating system documentation for more information.

4

System Preparation Tool

Use the System Preparation Tool 54

Reference of SPT Checks 57

The System Preparation Tool (SPT) checks and applies Windows settings on your machine.

NOTE

The SPT only checks that minimum requirements are met. Work with your Agilent representative to ensure your system is configured sufficiently for your projected number of users, instruments, and load.

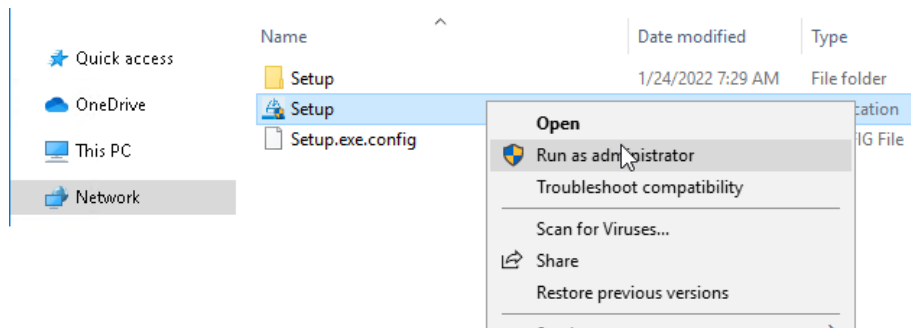
Use the System Preparation Tool

The settings are also applied automatically when you run the OpenLab installer. Running the SPT in advance helps you to shorten the installation process and gives you an overview of both mandatory and recommended settings.

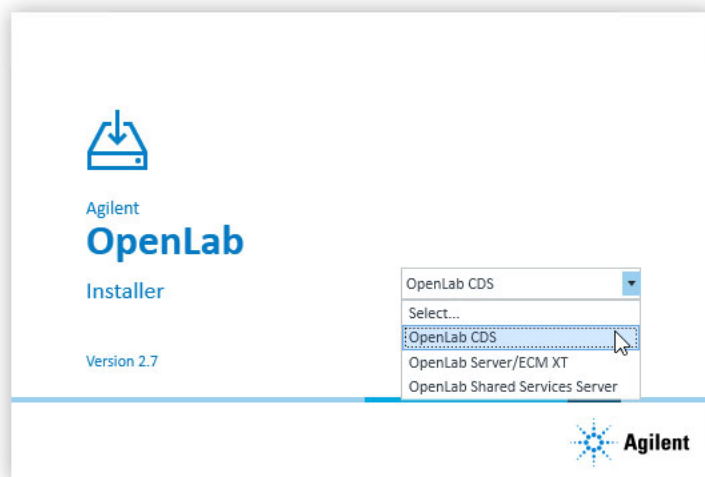
- 1 Optional: Copy the entire content of the USB media to a local drive or centralized folder, then remove the USB media from the PC.
- 2 To open the installer, right-click the setup.exe file, and run it as administrator.

NOTE

If User Account Control (UAC) is switched on, this step requires active confirmation to continue.



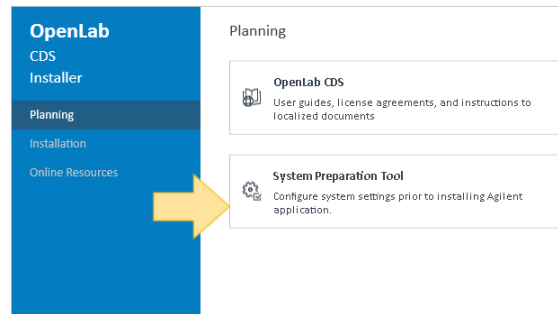
- 3 On the start screen, select **OpenLab CDS**, and click **OK**.



System Preparation Tool

Use the System Preparation Tool

- 4 From the **Planning** tab, select **System Preparation Tool**.



The **System Preparation Tool** window opens.

- 5 Select the product configuration corresponding to your system:
- For a Workstation with file system storage, select **OpenLab CDS~2.7~Workstation~Win10** or **OpenLab CDS~2.7~Workstation~Win11**.
 - For a Workstation with Content Management, select **OpenLab CDS~2.7~WorkstationPlus~Win10** or **OpenLab CDS~2.7~WorkstationPlus~Win11**

For AICs:

- **OpenLab CDS~2.7~AIC~Win10**
- **OpenLab CDS~2.7~AIC~Win11**
- **OpenLab CDS~2.7~AIC~Win2016**
- **OpenLab CDS~2.7~AIC~Win2019**

For clients:

- **OpenLab (CDS, ECMXT)~2.7~(Client, CMServices)~Win10**
- **OpenLab (CDS, ECMXT)~2.7~(Client, CMServices)~Win11**
- **OpenLab (CDS, ECMXT)~2.6~(Client, CMServices)~Win2016**
- **OpenLab (CDS, ECMXT)~2.6~(Client, CMServices)~Win2019**

Click **Continue**. The installer automatically applies all mandatory Windows settings to ensure proper installation.

System Preparation Tool

Use the System Preparation Tool

- 6 Select which recommended settings to apply to the system.

There are several recommended settings that can improve the performance and stability of your system, but do not need to be completed to deploy the application. The recommended settings are listed after the mandatory settings.

You can clear the check boxes for recommended settings. Mandatory settings cannot be cleared. Recommended actions are selected by default and will be applied unless they are cleared.

For more information on mandatory and recommended settings, see [“Reference of SPT Checks”](#) on page 57.
- 7 Click **Apply Fixes** to apply the correct settings.

The System Preparation Tool attempts to fix the selected settings and displays the new status on the **Update Configuration** page. All actions are saved to a log file. A link to the log file is provided at the bottom of the page.
- 8 Click **Next** to proceed to the **System Preparation Report** page.

The System Preparation Report is displayed. It lists the new status for all selected settings.

The System Preparation Report is saved to disk. Its location is shown at the top of the page.
- 9 Click **Print Report** to print the *System Preparation Report*.

You may print to a file, for example, using the *Adobe PDF* printer, and add comments.
- 10 The System Preparation Report lists any mandatory or recommended settings that are not automatically updated by the System Preparation Tool. Follow the instructions provided in the **Actions Required** section of the System Preparation report to manually update operating system settings.
- 11 Click **Finish**.
- 12 Reboot your system if requested to do so.

Reference of SPT Checks

Table 32 Mandatory settings

| Name | Workstation Workstation Plus | Client CM Services | AIC | OpenLab Server ECM XT OLSS Server |
|---|---------------------------------|-----------------------|-----|---|
| Programs and Features | | | | |
| Enable/deploy .NET Framework 3.5 | ● | ● | ● | ● |
| Tcp Port Sharing and Activation | ● | ● | ● | ● |
| Windows Communication Foundation Non-HTTP Activation | ● | ● | ● | ● |
| .NET Framework 4.X Advanced Services ¹ | ● | ● | ● | |
| Telnet Client | ● | ● | ● | |
| TFTP Client | ● | ● | ● | |
| System | | | | |
| Local Group Policy Requirements ² | ● | ● | ● | ● |
| Set Services Timeout | ● | ● | ● | ● |
| HTTP service | ● | ● | ● | ● |
| Set Services Timeout | ● | ● | ● | ● |
| Power options | | | | |
| Set preferred plan to High performance | ● | ● | ● | ● |
| Set "Put the computer to sleep" to "Never for Performance Power Plan" | ● | ● | ● | ● |
| Set "Turn off hard disk" after to "Never for Performance Power Plan" | ● | ● | ● | ● |
| Disable Quick Start | ● | ● | ● | |
| Security Options: Set Sharing and security model for local accounts to Classic | ● | ● | ● | ● |
| Network: Disable Power Management options for Network Adapter | ● | ● | ● | ● |

¹ W10/W11 only

² Local Group Policy Requirements for OpenLab: - Set "Hide entry points for Fast User Switching" to Enabled - Adds "Users" group to "Access this computer from the network" setting

Table 33 System Checks

| Name | Workstation Workstation Plus | Client CM Services | AIC | OpenLab Server ECM XT OLSS Server |
|--|---------------------------------|-----------------------|-----|---|
| CPU | ● | ● | ● | ● |
| Minimum Memory | ● | ● | ● | ● |
| OS Compatibility | ● | ● | ● | ● |
| OS Minimum Version ¹ | ● | ● | ● | |
| OS Architecture (64 bit) ¹ | ● | ● | ● | |
| Screen Resolution | ● | ● | ● | ● |
| Language Compatibility | ● | ● | ● | ● |
| Network Availability - Verify active network adapter | ● | ● | ● | ● |
| Ports - configuration | ● | ● | ● | ● |

¹ W10/W11 only

Table 34 Recommended Settings

| Name | Workstation Workstation Plus | Client CM Services | AIC | OpenLab Server ECM XT OLSS Server |
|--|---------------------------------|-----------------------|-----|---|
| System - Startup and recovery settings | ● | ● | ● | |
| System - Turn off system protection (restore points) for all drives ¹ | ● | ● | ● | |
| Indexing options - Disable indexing options for all drives and locations | | | ● | |
| Offline Maps - Disable metered connections and map updates | ● | ● | ● | |
| Windows Update - Disable windows update service | ● | ● | ● | ● |
| Tablet mode: Enable desktop mode ² | ● | ● | ● | |
| Windows Explorer - Enable navigation panel ² | ● | ● | ● | |
| Personalization - Disable transparency effects ² | ● | ● | ● | |
| Personalization - Disable advertising info | ● | ● | ● | |

Table 34 Recommendet Settings

| Name | Workstation Workstation Plus | Client CM Services | AIC | OpenLab Server ECM XT OLSS Server |
|--|------------------------------------|-----------------------|-----|---|
| Personalization - Combine taskbar buttons | ● | ● | ● | |
| Personalization - Disable advertising info | ● | ● | ● | |

¹ W10/W11 only

² Windows 10 only

Table 35 Actions Required section of the SPT report (Settings need to be checked and updated manually)

| Name | Workstation Workstation Plus | Client CM Services | AIC | OpenLab Server ECM XT OLSS Server |
|---|------------------------------------|-----------------------|-----|---|
| Windows Update - Apply pending updates | ● | ● | ● | ● |
| Windows activation | ● | ● | ● | ● |
| System domain membership | ● | ● | ● | ● |
| Region - Change system locale | ● | ● | ● | ● |
| File Explorer - Display Settings | ● | ● | ● | |
| Recycle Bin - Set Recycle Bin properties | ● | ● | ● | |
| System - Performance Settings | ● | ● | ● | |
| Privacy - Set privacy settings | ● | ● | ● | |
| Apps - Default browser | ● | ● | ● | |
| Personalization - Turn off show lockscreen background picture | ● | ● | ● | |

5 Instrument Information

| | |
|--|----|
| Instrument Drivers | 61 |
| Agilent LC, SFC, and CE Instrument support | 63 |
| Recommended Firmware | 63 |
| Supported LC modules | 64 |
| Agilent Supercritical Fluid Chromatography (SFC) Modules | 73 |
| Capillary Electrophoresis (CE) Instruments | 74 |
| Agilent LC/MS Instrument support | 75 |
| Agilent GC System and Sampler support | 77 |
| Agilent GC System support | 77 |
| Agilent GC Autosampler support | 78 |
| Agilent Headspace Sampler support | 80 |
| Agilent CTC Sampler support | 81 |
| Mini Thermal Desorber | 82 |
| Agilent GC/MS Instrument support | 83 |
| Other supported Agilent Instruments | 84 |
| Non-Agilent Instruments | 85 |
| OpenLab CDS VL Workstation and OpenLab CDS VL Workstation Plus Instruments | 87 |

This chapter provides information on the instruments supported by the current revision of OpenLab CDS and the required respective instrument drivers and firmware revisions.

Instrument Drivers

The following Agilent instrument drivers are packaged with the OpenLab CDS 2.7 software.

Table 36 Agilent driver packages shipped with OpenLab CDS 2.7

| RC .Net Instrument Driver | Driver Software Revision | Installed by default |
|---------------------------------|--------------------------|----------------------|
| Agilent LC and CE | 3.4.66 ¹ | ● |
| Agilent LC/MS SQ | 2.5.xx | ● |
| Agilent ELSD | 1.8 | |
| Agilent GC | 3.7 | ● |
| Agilent GC/MS SQ | 1.4.xx | ● |
| Agilent Micro GC | 2.3.x | |
| Agilent Gas Analyser | 2.7 | |
| Agilent G1888 Headspace | 1.09.2.7 | |
| Agilent 7697A-8697 Headspace | 3.3 | |
| 35900E A/D Converter | 2.3.53 | ● |
| Agilent SS420X A/D Converter | 1.2 | ● |
| Agilent Data Player | 2.4 | ● |
| Agilent CTC PAL 3 (for GC only) | 2.5 | |
| Agilent CTC PAL-xt | B.01.08 | |

¹ NOTE: LC&CE driver version 3.5 or higher is required to use the extended CE workflow, for non-RC.Net Method Import (2DLC), and for the whole feature set provided by the Modify instrument configuration in CDS Client permission.

Drivers that are not automatically installed by the OpenLab CDS installer can be found on the media under Setup\Packages\Add-ons. To install these drivers see section *Install or Upgrade Driver Software* in chapter 2 of your *OpenLab CDS Workstation*, or *Clients and Instrument Controller* guide.

Agilent driver software is forward compatible with respect to firmware, i.e. the firmware can be updated without the need of updating the driver or CDS. Note that Agilent and other vendors release drivers and firmware independent of the OpenLab CDS releases.

NOTE

Instrument driver versions must always match in a networked system.

Accidental use of a method from a different driver version, and accidental launching of an AIC instrument from a client with a mismatched driver version will have unpredictable behavior, including subtle errors that might not be spotted immediately.

More information on instrument drivers and firmware is available in the respective driver release notes.

Non-Agilent Instrument Drivers

OpenLab CDS 2.7 supports various Non-Agilent instruments. See “[Non-Agilent Instruments](#)” on page 85, or check with your sales representative if a corresponding driver is available.

Always install the dedicated current driver available from SubscribeNet at **OpenLab CDS > OpenLab 3rd-Party Instrument drivers**.

Agilent LC, SFC, and CE Instrument support

Recommended Firmware

OpenLab CDS 2.7 is shipped with Agilent LC and CE Drivers 3.4. With the release of this driver version it is recommended to use the following firmware revisions:

| Device | Recommended Firmware |
|--|----------------------|
| Agilent 1100 Series, 1200 Series and 1200 Infinity | A.07.01 or later |
| Agilent 1200 Series, 1200 Infinity and 1120 Compact LC | B.07.34 or later |
| Agilent 1200 Infinity Hosted Modules | C.07.30 or later |
| Agilent 1260/1290 Infinity II Modules | D.07.34 or later |

Note that some driver features like valve-thermostat clusters and new temperature control modes require current firmware versions. Agilent recommends that you always use the most recent firmware revisions with your OpenLab CDS to have access to the latest firmware features and improvements. Download current LC/CE Firmware from www.agilent.com/en-us/firmwareDownload?whid=69761.

Firmware revisions are grouped into sets for each module or system. Firmware sets include just the latest firmware of each module.

NOTE

Do not mix firmware revisions from one set with older or newer sets. A firmware update within set A/B/C/D.07.xx is required for all modules in that stack, not only new modules.

For detailed driver information please refer to the LC driver release notes. A recent version of *Release Note for Agilent LC and CE Drivers* (LC-and-CE-Driver-Release-Note-3-4.pdf) is available in the Docs/EN folder of the OpenLab CDS media.

Supported LC modules

Most Agilent LC modules can be controlled with the current version of OpenLab CDS. LC & CE driver release 3.4 has been tested with this revision and is installed by default with the software.

LC & CE Drivers 3.4 come “ready for data acquisition” with 2D-LC systems. 2D-LC release 1.1 together with OpenLab CDS v2.7, provides extensive functionality around 2D-LC. Several new features have been added to the 2D-LC functionality. Activating the 2D-LC System driver will require a separate dongle-based license.

NOTE

The Agilent LC drivers are backwards compatible. Modules with identical product numbers are supported. The tables below list the name of the current model version. Look for the product number at the lower right of each module or system. 1100 Series models are supported on a best effort basis only.

For more detail please refer to the release notes of the driver revision you are using.

Table 37 Agilent LC - Sampling Systems

| Product Number | Module Name | Compatibility Statement |
|----------------|---|-------------------------|
| G1328C | 1260 Manual Injector | supported |
| G1328D | 1260 Infinity II Manual Preparative Injector | supported |
| G1329A | 1200 Series Standard Autosampler | supported |
| G1329B | 1260 Infinity Standard Autosampler | supported |
| G1330A | 1200 Series Thermostat | supported |
| G1330B | 1290 Infinity Thermostat | supported |
| G1367B | 1200 Series High Performance Autosampler | supported |
| G1367C | 1200 Series High Performance Autosampler SL | supported |
| G1367D | 1200 Series High Performance Autosampler SL+ | supported |
| G1367E | 1260 Infinity High Performance Autosampler | supported |
| G1377A | 1260 Infinity High Performance Micro Autosampler | not supported |
| G2258A | 1260 Infinity Dual-Loop Autosampler | supported |
| G2260A | 1260 Infinity Preparative Autosampler (High flow) | supported |
| G4226A | 1290 Infinity Autosampler | supported |
| G5667A | 1260 Infinity Bio-inert Multisampler | supported |

Instrument Information

Agilent LC, SFC, and CE Instrument support

Table 37 Agilent LC - Sampling Systems

| Product Number | Module Name | Compatibility Statement |
|----------------|---|---|
| G5668A | 1260 Infinity II Bio-inert Multisampler | supported |
| G7129A | 1260 Infinity II Vialsampler | supported |
| G7129B | 1290 Infinity II Vialsampler | supported |
| G7129C | 1260 Infinity II Vialsampler (Prime LC, 800bar) | supported |
| G7137A | 1290 Infinity II Bio Multisampler | supported |
| G7157A | 1260 Infinity II Preparative Autosampler | supported |
| G7158B | 1290 Infinity II Preparative Open-bed Sampler / Collector | Module is represented by two modules in the driver: G7159B and G7169B |
| G7167A | 1260 Infinity II Multisampler (Prime LC, 800bar) | supported |
| G7167B | 1290 Infinity II Multisampler | Use legacy addressing scheme (P1-A1) |

Table 38 Agilent CTC PAL Autosampler with Agilent LC

| Product Number | Module Name | Compatibility Statement |
|----------------|---------------------------------------|--|
| G4277A | Agilent 1290 Infinity LC Injector HTS | supported |
| G4278A | Agilent 1290 Infinity LC Injector HTC | supported |
| G4270-CTC | HTC PAL Auto sampler | supported |
| G4271-CTC | HTS PAL Auto sampler | requires motherboard with FW 4.1.5 or higher |

Table 39 Agilent LC – Pumps

| Product Number | Module Name | Compatibility Statement |
|----------------|---|-------------------------|
| G1310A | 1200 Series Isocratic Pump | supported |
| G1310B | 1260 Infinity Isocratic Pump | supported |
| G1311A | 1200 Series Quaternary Pump ¹ | supported |
| G1311B | 1260 Infinity Quaternary Pump ¹ | supported |
| G1311C | 1260 Infinity Quaternary Pump VL ¹ | supported |

Table 39 Agilent LC – Pumps

| Product Number | Module Name | Compatibility Statement |
|----------------|--|-------------------------|
| G1312A | 1260 Infinity Binary Pump ¹ | supported |
| G1312B | 1260 Infinity Binary Pump SL ¹ | supported |
| G1312C | 1260 Infinity Binary Pump VL ¹ | supported |
| G1361A | 1260 Infinity Preparative Pump ¹ | supported |
| G1376A | 1200 Micro Capillary Pump | not supported |
| G2226A | 1200 Micro Nano Pump | not supported |
| G4204A | 1290 Infinity Quaternary Pump ¹ | supported |
| G4220A | 1290 Infinity Binary Pump ¹ | supported |
| G4220B | 1290 Infinity Binary Pump ¹ | supported |
| G5611A | 1260 Infinity Bio-inert Quaternary Pump ¹ | supported |
| G5654A | 1260 Infinity II Bio-inert Quaternary Pump ¹ | supported |
| G7104A | 1290 Infinity II Flexible Pump ¹ | supported |
| G7104C | 1260 Infinity II Flexible Pump ¹ (Prime LC, 800bar) | supported |
| G7110B | 1260 Infinity II Isocratic Pump ¹ | supported |
| G7111A | 1260 Infinity II Quaternary Pump VL ¹ | supported |
| G7111B | 1260 Infinity II Quaternary Pump ¹ | supported |
| G7112B | 1260 Infinity II Binary Pump ¹ | supported |
| G7120A | 1290 Infinity II High Speed Pump ¹ | supported |
| G7131A | 1290 Infinity II Bio Flexible Pump | supported |
| G7131C | 1260 Infinity II Bio Flexible Pump | supported |
| G7132A | 1290 Infinity II Bio High-Speed Pump | supported |
| G7161A | 1260 Infinity II Preparative Binary Pump | supported |
| G7161B | 1290 Infinity II Preparative Binary Pump | supported |

¹ Pump valve clusters are possible for marked pumps with up to 2 valves of type G1160A and/or G1170A with 5067-4159 or 5067-4147.

Instrument Information

Agilent LC, SFC, and CE Instrument support

Table 40 Agilent LC – Column Compartments

| Product Number | Module Name | Compatibility Statement |
|------------------------------------|--|---|
| G1316A | 1260 Infinity Thermostatted Column Compartment | supported |
| G1316B | 1200 Series Thermostatted Column Compartment | supported |
| G1316C | 1290 Infinity Thermostatted Column Compartment | supported |
| G1330A | 1200 Thermostat | Not configurable w/ compact LC |
| TCC Cluster | Cluster with up to three G1316C with integrated 8pos/9port valves (products G4230A/B). Minimum two G1316C TCCs, the third TCC can be a G1316A, B or C. | supported |
| G4761A | InfinityLab Sample Thermostat | supported with G7129X and G7167X |
| G7116A | 1260 Infinity II Multicolumn Thermostat | supported |
| G7116B | 1290 Infinity II Multicolumn Thermostat | supported with host-module B.06.75/D.06.75 |
| G7130A | InfinityLab Integrated Column Compartment | supported as option for G7129A/B |
| VTC Valve Thermostat Cluster | Combinations of G7116B, G1170A and G1316C (valve or column hosts) and G1316A/B and G7130A | See LC Driver Release Notes: <i>Valve-Thermostat Cluster</i> |

Table 41 Agilent LC – Detectors

| Product Number | Module Name | Compatibility Statement |
|----------------|--|-------------------------|
| G1314A | 1100/1200 Variable Wavelength Detector | supported |
| G1314B | 1260 Infinity Variable Wavelength Detector VL | supported |
| G1314C | 1260 Infinity Variable Wavelength Detector VL+ | supported |
| G1314D | 1260 Infinity Variable Wavelength Detector | supported |
| G1314E | 1290 Infinity Variable Wavelength Detector | supported |
| G1314F | 1260 Infinity Variable Wavelength Detector | supported |
| G1315A | 1100/1200 Diode-Array Detector | supported |
| G1315B | 1200 Series Diode Array Detector | supported |

Instrument Information

Agilent LC, SFC, and CE Instrument support

Table 41 Agilent LC – Detectors

| Product Number | Module Name | Compatibility Statement |
|-----------------|--|-------------------------|
| G1315C | 1260 Infinity Diode Array Detector VL+ | supported |
| G1315D | 1260 Infinity Diode Array Detector VL | supported |
| G1321A | 1100/1200 Fluorescence Detector | supported |
| G1321B | 1260 Infinity Fluorescence Detector Spectra | supported |
| G1321C | 1260 Infinity Fluorescence Detector | supported |
| G1362A | Agilent 1100/1200 Refractive Index Detector | supported |
| G1365A | 1100 Series Multiple Wavelength Detector | supported |
| G1365B | 1200 Series Multi-Wavelength Detector | supported |
| G1365C | 1260 Infinity Multiple Wavelength Detector | supported |
| G1365D | 1260 Infinity Multiple Wavelength Detector VL | supported |
| G4212A | 1290 Infinity Diode Array Detector | supported |
| G4212B | 1260 Infinity Diode Array Detector | supported |
| HDR-DAD Cluster | 2x G4212A, 2x G4212B, 2x G7117A or 2x G7117B, or a combination of either 1x G4212A and 1x G4212B, or 1x G7117A and 1x G7117B | supported: Up to 2 DAD |
| G7114A | 1260 Infinity II Variable Wavelength Detector | supported |
| G7114B | 1290 Infinity II Variable Wavelength Detector | supported |
| G7115A | 1260 Infinity II Diode Array Detector WR | supported |
| G7117A | 1290 Infinity II Diode Array Detector FS | supported |
| G7117B | 1290 Infinity II Diode Array Detector | supported |
| G7117C | 1260 Infinity II Diode Array Detector HS | supported |
| G7121A | 1260 Infinity II Fluorescence Detector | supported |
| G7121B | 1260 Infinity II Fluorescence Detector Spectra | supported |
| G7162A | 1260 Infinity II Refractive Index Detector | supported |
| G7162B | 1290 Infinity II Refractive Index Detector | supported |
| G7165A | 1260 Infinity II Multiple Wavelength Detector | supported |
| G7800A | 1260 Infinity II Multi Detector Suite | not supported |
| G4260A | 380-ELSD | supported |

Table 41 Agilent LC – Detectors

| Product Number | Module Name | Compatibility Statement |
|----------------|--|-------------------------|
| G4260B | 1260 Infinity II Evaporative Light Scattering Detector | supported |
| G4261A | 385-ELSD | supported |
| G4261B | 1290 Infinity Evaporative Light Scattering Detector | supported |
| G7102A | 1290 Infinity II Evaporative Light Scattering Detector | supported |

NOTE

In general, all Agilent valve configurations are supported. The below table lists just selected valves, valve drives and clusters. Please refer to the LC&CE Driver Release Note of your driver version (*Agilent LC & CE Drivers 3.4 Release Note*) for a complete list of supported Agilent valves.

Table 42 Agilent LC – Valve Solutions

| Product Number | Module Name | Compatibility Statement |
|----------------|---|---|
| G1156A | 1200 Series 6-Position/7-Port Valve (400 bar) part of purge kit | A module to hold valve head host required |
| G1157A | 1200 Series 2-Position/10-Port Valve | supported |
| G1158A | 1200 Series 2-Position/6-Port Valve | supported |
| G1158B | 1200 Series 2-Position/6-Port Valve (600bar) | supported |
| G1159A | 1200 Series 6-Position Selection Valve | supported |
| G1160A | 1200 Series 12-Position/13-Port Valve | supported |
| G1162A | 1200 Series 2-Position/6-Port Micro Valve | not supported |
| G1163A | 1200 Series 2-Position/10-Port Micro Valve | not supported |
| G1170A | 1290 Infinity II Valve Drive | host required. For details see latest LC driver release note. |
| G3167A | 1260 Infinity II Online Sample Manager | supported as part of the G3167AA Online LC Solution (with G2954-64000 Online LC Monitoring SW) ¹ |

Table 42 Agilent LC – Valve Solutions

| Product Number | Module Name | Compatibility Statement |
|----------------|--|--|
| G4231A | 5067-4282 2-Position/6-Port Valve head 800 bar | Includes backward compatibility to the former 600 bar valves. For more detail on required driver versions see customer letter (p/n 01200-90134). |
| G4232C | 5067-4283 2-Position/10-Port Valve head 800 bar | |
| G4223A | 5067-4284 6-Position/14-Port, 6-column selector Valve head 800 bar | |
| G4237A | 5067-4279 4-Position/10-Port, 4-column selector Valve head 800 bar | |
| | 5067-6680 3-Position/6-Port 800 bar Valve | required for G3167A |
| G4234C | 5067-4273 6-Position/14-Port selector Valve head 1300 bar | supported |
| G4734B | Preparative 6-column selector valve, 600 bar | supported |
| G5641A | 2-Position/10-Port 1300 bar Bio Valve | supported |
| G9322A | 1260 Infinity II Clustering Valve (solvent selection) | supported |

¹ requires LC driver 3.4 or higher

Table 43 Fraction Collectors

| Product Number | Module Name | Compatibility Statement |
|----------------|---|-------------------------|
| G1364A | 1100 Series Automatic Fraction Collector | supported |
| G1364B | 1260 Infinity Fraction Collector (preparative-scale) | not supported |
| G1364C | 1260 Infinity Fraction Collector (analytical-scale) | supported |
| G1364D | 1260 Infinity Micro-Scale Fraction Collector/Spotter | not supported |
| G1364E | 1260 Infinity II Preparative Fraction Collector | supported |
| G1364F | 1260 Infinity II Analytical Fraction Collector | supported |
| G5664A | 1260 Infinity Bio-inert Fraction Collector AS | supported |
| G5664B | 1260 Infinity II Bio-inert Fraction Collector | supported |
| G7159B | 1290 Infinity II Preparative Open-Bed Fraction Collector | supported |
| G7166A | 1260 Infinity II Preparative Valve-Based Fraction Collector | supported |
| G7169B | 1290 Infinity II Open-bed Sampler/Fraction Collector | supported |

Instrument Information

Agilent LC, SFC, and CE Instrument support

Table 43 Fraction Collectors

| Product Number | Module Name | Compatibility Statement |
|----------------|---|-------------------------|
| | Clustering Up to 3×G1364x, or 1×G5664A + 1×G1364; or 1×G5664A for recovery; | supported |

NOTE: Mass Based Fraction Collection is not supported.

Table 44 Other LC and LC/MSD Modules

| Product Number | Description | Compatibility Statement |
|----------------|--|--|
| G1390A | Agilent 1100 Series Universal Interface Box | supported Part of fraction collector |
| G1390B | Agilent InfinityLab Universal Interface Box | supported |
| G4227A | Agilent 1290 Infinity II Flexible Cube | supported |
| G4240A | Agilent 1260 Infinity Chip Cube MS Interface | not supported |
| G7170B | Agilent 1290 Infinity II MS Flow Modulator | supported LC/MSD can be used as an analytical detector in the purification Workflow |

Table 45 Configurable Agilent Combined LC Systems

| Product Number | System Name |
|----------------|--|
| G4286A | 1120 Compact LC, Isocratic |
| G4286B | 1220 Infinity LC System Isocratic, Man. Inj., VWD, 600 bar |
| G4286C | 1220 Infinity LC System VL ¹ |
| G4287A | 1120 Compact LC, Isocratic with Oven and ALS |
| G4287B | 1220 Infinity LC System Isocratic, ALS, VWD and Oven 600 bar |
| G4287C | 1220 Infinity LC System VL ¹ |
| G4288A | 1120 Compact LC, Gradient |
| G4288B | 1220 Infinity LC Gradient, Man. Inj., VWD, 600 bar |
| G4288C | 1220 Infinity LC System VL, Gradient, Man. Inj. VWD, 400 bar |
| G4289A | 1120 Compact LC, Gradient with Oven |

Table 45 Configurable Agilent Combined LC Systems

| Product Number | System Name |
|----------------|--|
| G4289B | 1220 Infinity LC Gradient, Man. Inj., VWD and Oven 600 ba |
| G4289C | 1220 Infinity LC System VL, Gradient, Man. Inj. VWD, 400 bar |
| G4290A | 1120 Compact LC, Gradient with oven and ALS |
| G4290B | 1220 Infinity LC Gradient, ALS, TCC, VWD, 600 bar |
| G4290C | 1220 Infinity LC System VL, Gradient, ALS, TCC, VWD, 400 bar |
| G4291B | 1220 Infinity LC System Isocratic, Man. Inj., VWD and Oven 600 bar |
| G4291C | 1220 Infinity LC System VL ¹ |
| G4292B | 1220 Infinity LC System Isocratic, ALS, VWD, 600 bar |
| G4292C | 1220 Infinity LC System VL ¹ |
| G4293B | 1220 Infinity LC Gradient, ALS, VWD, 600 bar |
| G4293C | 1220 Infinity LC System VL, Gradient, ALS, VWD, 400 bar |
| G4294B | 1220 Infinity LC Gradient, ALS, TCC, DAD, 600 bar |

¹ These are manual modules which do not have a driver. However, they are supported within an 1200 LC instrument.

NOTE

Agilent 1120 and 1220 Compact LC Systems are not supported with Fraction Collection.

Agilent Supercritical Fluid Chromatography (SFC) Modules

Table 46 Agilent SFC Modules

| Product Number | Module Name | Compatibility Statement |
|----------------|--|-------------------------|
| G4301A | 1260 Infinity II SFC Control Module | supported |
| G4302A | 1260 Infinity SFC Binary Pump | supported |
| G4303A | 1260 Infinity SFC Standard Autosampler | supported |
| G4767A | 1260 Infinity II SFC Multisampler | supported |
| G4782A | 1260 Infinity II SFC Binary Pump | supported |

Capillary Electrophoresis (CE) Instruments

OpenLab CDS supports control of CE as well as CE/MSD instruments.

Starting with OpenLab CDS v2.7 in connection with LC&CE Driver 3.5, the following workflows are supported:

- Configure the 7100 Agilent CE or CE/MSD instruments using instrument type **Agilent LC & LC/MS**.
- Connect to the CE instrument, create methods, and run analyses using CE specific soft configuration options.
- Review CE analytic data with same feature set as for LC.
- Create reports from CE data with same feature set as for LC.
- Capillary Zone Electrophoresis (CZE) workflow (with or without corrected area and CE specific calculations).
- Data Analysis allows for scaled responses using various options.
- Audit trail is supported with CE.

In addition automation is available for method developments, including user vials/sequence overwrite.

Configurable Agilent Capillary Electrophoresis (CE) instruments

Table 47 Capillary Electrophoresis

| Product Number | System Name | Compatibility Statement |
|----------------|---|-------------------------|
| G7150A | Agilent 7100 Capillary Electrophoresis System | supported |
| G7151A | Agilent 7100 Capillary Electrophoresis System (DAD) | supported |

Agilent LC/MS Instrument support

NOTE

Mass Based Fraction Collection is not supported. However, an LC/MSD can be used as an analytical detector as part of Purification workflow

Recommended Firmware

Always use the most recent Firmware installation package that comes with the driver package.

LC/MS Modules

Agilent Single Quad 6100 Series instruments may be controlled with OpenLab CDS.

Table 48 Compatibility statements for Agilent LC/MS instruments

| Product Number | Description | Compatibility Statement |
|----------------|-----------------------|--|
| 61xxA | LC/MS family | not supported |
| G6160A | InfinityLab LC/MSD iQ | supported |
| 61xxB | LC/MS family | requires smart card 4 update 6125B & 6135B via upgrade kit (G4934C) |
| G6150B | MS Module | not supported |
| G6120C | MS Module | supported, |
| G6125C | LC/MSD | ESI or AJS source required for Tuning |
| G6130C | MS Module | |
| G6135C | LC/MSD XT | |

Table 49 LC/MS Modules

| Product Number | Description | Compatibility Statement |
|-----------------------|------------------------------------|--------------------------------|
| G1947B G1971B | APCI APPI (Photo Ionization) | supported |
| G1948B | ESI | supported |
| G1958B | Agilent Jet Stream for Single Quad | supported |
| G1978B | Multimode Source | supported |
| G1951A | Analog Output Accessory | not supported |
| G4240 | Chip Cube Source | not supported |

Agilent GC System and Sampler support

Agilent GC Firmware Interoperability

Agilent releases GC firmware updates independently of software releases. All Agilent GC instrument driver revisions have been designed to be backward compatible to the installed instrument base. Agilent recommends always using the latest module firmware revision to provide the highest level of system capability.

Upgrading firmware is not required in all cases. A firmware upgrade should be done if you face problems or want to add system capability to your GC. Refer to latest Hardware Service Notes for latest firmware available.

Agilent GC System support

Support statements for Agilent GC Systems with OpenLab CDS rev. 2.7

Table 50 Compatibility statements for Agilent GC systems

| Product Number | Description | Compatibility Statement |
|--------------------------------------|-----------------------|-------------------------|
| G3950A G3952A G3953A | Intuvo 9000 GC system | supported |
| G3540A G3542A G3543A G3545A | 8890 Series GC System | supported |
| G2970A | 8860 Series GC System | supported |
| G3440A G3442A G3443A G3445A | 7890A | supported |
| G3440B G3442B G3443B G3445B | 7890B | supported |

Instrument Information

Agilent GC System and Sampler support

Table 50 Compatibility statements for Agilent GC systems

| Product Number | Description | Compatibility Statement |
|--------------------|---------------------------------------|---|
| G4350A G4350B | 7820A | supported RTL, backflush, and EZ sample prep are not supported |
| G6589AA G6590AA | 7820 VL | supported RTL, backflush, and EZ sample prep are not supported |
| G1530N G1540N | 6890N | supported |
| G1530A G1540A | 6890A 6890Plus | Non-EPC inlets and detectors are not supported |
| G2629A | 6850 Handheld Controller | not supported |
| G2630A G2630B | 6850 | supported |
| G3581A G3582A | 490 Micro GC 490 Micro GC Analyzer | supported, LAN only New 4.02 mainboard required (blue power LED or internal USB connector) |
| G3588A | 990 Micro GC System | supported |

Agilent GC Autosampler support

Table 51 7693 GC Autosampler

| Product Number | Description | Support Statement |
|----------------|------------------------------|-------------------|
| G3420A | GC ALS Controller | supported |
| G4513A | Injector | supported |
| G4514A | Tray | supported |
| G4515A | BCR/Mixer | supported |
| G4516A | External Controller for 68xx | supported |
| G4517A | 6890 Plus Card Upgrade | supported |
| G4520A | Tray with BCR/Mixer | supported |

Instrument Information

Agilent GC System and Sampler support

Table 51 7693 GC Autosampler

| Product Number | Description | Support Statement |
|----------------|----------------------|-------------------|
| G4521A | LVI Syringe Carriage | supported |
| G4522A | Cooling Accessory | supported |

Table 52 7683A GC Autosampler

| Product Number | Description | Support Statement |
|----------------|----------------|--|
| G2613A | 7683A Injector | supported, not compatible with 8860, 8890, and 9000 GC |
| G2614A | Tray | |
| G2615A | BCR/Mixer | |

Table 53 7683B GC Autosampler

| Product Number | Description | Support Statement |
|----------------|---------------------------------------|---|
| G4516A | ALS Controller Board for 6890 Plus GC | supported, not compatible with 8860 Series, 8890 Series, or Intuvo 9000 GC systems |
| G2912A | ALS Controller for 6890 | |
| G2913A | 7683B Injector | |
| G2614A | Tray | |
| G2615A | BCR/Mixer | |

Table 54 Sampling Accessories

| Product Number | Description | Support Statement |
|----------------|--------------------|-------------------|
| G3535A | GC Gasifier | supported |
| G3541A | GC Sample Selector | supported |

Instrument Information

Agilent GC System and Sampler support

Table 55 7650 and G2880A GC Autosamplers

| Product Number | Description | Support Statement |
|----------------|--------------------|--|
| G4567A | 7650A ALS Injector | <ul style="list-style-type: none"> • Only one 7650 per GC • Operates on front or back inlet • No additional hardware required for the 7890 • Can be mounted and operated with second 7693A Auto injector but no dual injection on 7820A • Not compatible with 7693A 150 vial tray • Not compatible with 6850 and 6890 GC |
| G2880A | Injector | Supported; Only for 6850 GC |

Agilent Headspace Sampler support

Table 56 7697A Headspace Sampler

| Product Number | Description | Support Statement |
|----------------|-----------------------------|--|
| G4556A | 12 Vial | supported Not supported with PTV inlet |
| G4557A | 111 Vial | supported |
| G4561A | Barcode Reader for 111 Vial | supported |
| G4562A | Carrier Gas EPC Module | supported |
| G4565A | Cooling Plate/Tray Assembly | supported with 111 Vial (G4557A) Not supported on 12 vial |

Table 57 8697 Headspace Sampler

| Product Number | Description | Support Statement |
|----------------|----------------|---|
| G4511A | 8697 Headspace | supported Instrument control via GC touchscreen (8890, 8860, or Intuvo 9000 GCs) |

Instrument Information

Agilent GC System and Sampler support

Table 58 G1888 Headspace

| Product Number | Description | Support Statement |
|----------------|-------------------------|-------------------|
| G1888A | 70 vial G1888 Headspace | supported |

Installs of Headspace driver version 3.x will uninstall B.01.09 or earlier headspace drivers. Any instrument with a G1888 configured will encounter an error message that the G1888 driver is not installed and the G1888 will be removed from the configuration. In this case, install the Agilent OpenLab CDS – Agilent G1888 Headspace driver from the media and reconfigure the instrument with the G1888.

Agilent CTC Sampler support

Support statements for Agilent CTC / PAL samplers with OpenLab CDS rev. 2.7

Table 59 Agilent PAL-xt CTC Sampler with Agilent GC

| Product Number | Description | Support Statement |
|----------------|--|--|
| G6500-CTC | CTC Combi-Pal for Liquid and Headspace Injection | Supported on 7890, 7820, 6890 and 6850 GC Series. |
| G6501-CTC | CTC Combi-Pal for Liquid Injection | Not compatible with 8860 Series, 8890 Series, or Intuvo 9000 GC systems |
| G6509-CTC | CTC Combi-Pal for Liquid Injection | Not supported with any GC ALS. |
| G6502-CTC | CTC GC-Pal for Liquid Injection | |
| G6501B | Agilent GC Sampler 80 for Liquid Injection | Not compatible with 8860 Series, 8890 Series, or Intuvo 9000 GC systems. |
| G6502B | Agilent GC Injector 80 for Liquid Injection | Not supported with any GC ALS. |
| G6509B | Agilent GC Sampler 120 for Liquid Injection | |

Table 60 Agilent CTC PAL-3 Autosampler with Agilent GC

| Product Number | Description | Support Statement |
|----------------|--------------------------|---|
| G7366A | PAL3 LSI 85 Autosampler | Supported on 8890, 8860, 7890, 7820, 6890, and 6850 GC. |
| G7367A | PAL3 RSI 85 Autosampler | |
| G7368A | PAL3 RSI 120 Autosampler | Not supported with additional samplers |
| G7370A | PAL3 RTC 120 Autosampler | |
| G7366B | PAL3 Series II LSI 85 | Supported on 8890, 8860, 7890, 7820, 6890, and 6850 GC. |
| G7367B | PAL3 Series II RSI 85 | |
| G7368B | PAL3 Series II RSI 120 | Not supported with additional samplers |
| G7370B | PAL3 Series II RTC 120 | |

Mini Thermal Desorber

Table 61 G2880A

| Product Number | Description | Support Statement |
|----------------|-----------------------|-------------------|
| 7667A | Mini Thermal Desorber | supported |

Agilent GC/MS Instrument support

Recommended Firmware

Always use the most recent MS Firmware installation package that comes with the driver package.

The supported GC/MS firmware is available after installation of OpenLab CDS in **Program Files (x86) > Agilent Technologies > OpenLab Acquisition > GCMS > Firmware**.

Open the appropriate MS folder (5977 or 5975) and run msupdate.exe to upgrade the MS firmware.

GC/MS Modules

The table below summarizes the compatibility of Agilent GC/MS Single Quad Series models with OpenLab CDS2.7.

For GCs supported as part of a GC/MS system - see [“Agilent GC System and Sampler support”](#) on page 77.

For Autosamplers, CTC Samplers and Headspace supported as part of a GC/MS system - see [“Agilent GC Autosampler support”](#) on page 78, [“Agilent Headspace Sampler support”](#) on page 80, or [“Agilent CTC Sampler support”](#) on page 81 respectively.

Table 62 Compatibility statements for Agilent GC/MS Single Quad Series Models

| Model number / series | Description | Compatibility Statement |
|----------------------------------|------------------|---|
| 5973 | GC/MS family | not supported |
| 5975A 5975B 5975C 5975E | MS System | supported CI added with GC/MS Driver A.01.02 |
| 5975T | Integrated GC/MS | not supported |

Instrument Information

Other supported Agilent Instruments

Table 62 Compatibility statements for Agilent GC/MS Single Quad Series Models

| Model number / series | Description | Compatibility Statement |
|-------------------------|-------------|--|
| 5977A 5977B 5977E | MS System | supported CI added with GC/MS Driver A.01.02 |
| 5977C | MS System | supported Expanded mass range (0.6-1091) requires GC/MS driver version 1.5 or higher |

Other supported Agilent Instruments

Other Agilent instruments or modules that you can connect with the latest revision of OpenLab CDS:

Table 63 Other Agilent modules

| Model number | Description | Support Statement |
|------------------------------|---------------------|-------------------|
| 35900E 35900E (Series II) | 35900 A/D Interface | supported |
| SS420x | A/D Converter | supported |

Non-Agilent Instruments

OpenLab CDS offers comprehensive multi-vendor instrument control for LC, GC, LC/MS and GC/MS systems. The support matrix for non-Agilent drivers is subject to frequent changes.

NOTE

A current list of supported instruments is available on www.agilent.com. Search for *FAQ: What instruments are supported in OpenLab CDS?* or use:

<https://www.agilent.com/en/support/software-informatics/openlab-software-suite/chromatography-data-systems/faq-what-instruments-are-supported-in-openlab-cds>.

A detailed *Compatibility Matrix non-Agilent Drivers OpenLab CDS* is available in PDF format from <https://agilent.subscribenet.com> (access via OpenLab > OpenLab AddOns).

The table below lists the supported drivers at time of release.

Table 64 Non-Agilent instrument drivers available for use with OpenLab CDS v2.7

| Agilent Part number | Vendor | Driver Type |
|---------------------|--------------------------------|-------------|
| n/a | Antec ECD | LC |
| n/a | Axcend ¹ | LC |
| M8223BA | CTC | LC |
| M8227BA | Hitachi | LC |
| n/a | Metrohm | IC |
| M8229BA | PerkinElmer | LC |
| M8242BA | | GC |
| M8237BA | Scion/ Bruker/ Varian | GC |
| n/a | Sedere | ELSD |
| M8240BA | Shimadzu | LC |
| M8232BA | | GC |
| n/a | Showa Denko, Shodex | RI |
| M8236BA | Thermo Fisher | LC |
| M8244BA | Thermo Fisher SII ² | GC |
| | | LC |
| | | IC |
| M8224BA | Valco Instruments (VICI) | Valve |
| M8505BA | Waters ³ | LC |

¹ planned

² Not supported on Windows 11 at time of release of OpenLab CDS v2.7

³ Waters Driver Pack does not support Windows 11 at time of release of OpenLab CDS v2.7

NOTE

Always download the most recent instrument drivers available from (<https://agilent.subscribenet.com>) to control non-Agilent instruments.

OpenLab CDS VL Workstation and OpenLab CDS VL Workstation Plus Instruments

OpenLab CDS VL and VL Plus licenses include one instrument connection, and provide a limited support for Agilent instruments. The following subset of Agilent Chromatography instruments is configurable with a *OpenLab CDS VL Workstation* or *OpenLab CDS VL Workstation Plus*.

Table 65 VL-configurable 1260 Infinity LC series modules

| Product number | Module Name |
|----------------|---|
| G1310B | 1260 Infinity Isocratic Pump |
| G1311B | 1260 Infinity Quaternary Pump |
| G1311C | 1260 Infinity Quaternary Pump VL |
| G1314B | 1260 infinity Variable Wavelength Detector VL |
| G1314C | 1260 Infinity Variable Wavelength Detector VL+ |
| G1314F | 1260 Infinity Variable Wavelength Detector |
| G1315C | 1260 Infinity Diode-Array Detector VL+ |
| G1315D | 1260 Infinity Diode-Array Detector VL |
| G1316A | 1260 Infinity Thermostatted Column Compartment |
| G1321B | 1260 Infinity Fluorescence Detector Spectra |
| G1321C | 1260 Infinity Fluorescence Detector |
| G1328C | 1260 Manual Injector |
| G1329B | 1260 Infinity Standard Autosampler |
| G1362A | 1260 Infinity Refractive Index Detector |
| G1365C | 1260 Infinity Multiple Wavelength Detector |
| G1365D | 1260 Infinity Multiple Wavelength Detector VL |
| G1390B | 1200 Infinity Series Universal Interface Box II |
| G4212B | 1260 Infinity Diode-Array Detector |

Instrument Information

OpenLab CDS VL Workstation and OpenLab CDS VL Workstation Plus Instruments

Table 66 VL-configurable 1260 Infinity II LC series modules

| Product number | Module Name |
|----------------|---|
| G7110B | 1260 Infinity II Isocratic Pump |
| G7111A/B | 1260 Infinity II Quaternary Pump |
| G7114A | 1260 Infinity II Variable Wavelength Detector |
| G7115A | 1260 Infinity II Diode Array Detector WR |
| G7116A | 1260 Infinity II Multicolumn Thermostat |
| G7121A | 1260 Infinity II Fluorescence Detector |
| G7121B | 1260 Infinity II Fluorescence Detector Spectra |
| G7129A | 1260 Infinity II Vialsampler (includes G7130A ICC ¹ as option) |
| G7162A | 1260 Infinity II Refractive Index Detector |
| G7165A | 1260 Infinity II Multiple Wavelength Detector |

¹ Agilent InfinityLab Integrated Column Compartment

Table 67 Configurable Agilent Combined LC Systems

| Product Number | System Name |
|----------------|--|
| G4286A | 1120 Compact LC, Isocratic |
| G4286B | 1220 Infinity LC System Isocratic, Man. Inj., VWD, 600 bar |
| G4286C | 1220 Infinity LC System VL ¹ |
| G4287A | 1120 Compact LC, Isocratic with Oven and ALS |
| G4287B | 1220 Infinity LC System Isocratic, ALS, VWD and Oven 600 bar |
| G4287C | 1220 Infinity LC System VL ¹ |
| G4288A | 1120 Compact LC, Gradient |
| G4288B | 1220 Infinity LC Gradient, Man. Inj., VWD, 600 bar |
| G4288C | 1220 Infinity LC System VL, Gradient, Man. Inj. VWD, 400 bar |
| G4289A | 1120 Compact LC, Gradient with Oven |
| G4289B | 1220 Infinity LC Gradient, Man. Inj., VWD and Oven 600 ba |
| G4289C | 1220 Infinity LC System VL, Gradient, Man. Inj. VWD, 400 bar |
| G4290A | 1120 Compact LC, Gradient with oven and ALS |

Instrument Information

OpenLab CDS VL Workstation and OpenLab CDS VL Workstation Plus Instruments

Table 67 Configurable Agilent Combined LC Systems

| Product Number | System Name |
|----------------|--|
| G4290B | 1220 Infinity LC Gradient, ALS, TCC, VWD, 600 bar |
| G4290C | 1220 Infinity LC System VL, Gradient, ALS, TCC, VWD, 400 bar |
| G4291B | 1220 Infinity LC System Isocratic, Man. Inj., VWD and Oven 600 bar |
| G4291C | 1220 Infinity LC System VL ¹ |
| G4292B | 1220 Infinity LC System Isocratic, ALS, VWD, 600 bar |
| G4292C | 1220 Infinity LC System VL ¹ |
| G4293B | 1220 Infinity LC Gradient, ALS, VWD, 600 bar |
| G4293C | 1220 Infinity LC System VL, Gradient, ALS, VWD, 400 bar |
| G4294B | 1220 Infinity LC Gradient, ALS, TCC, DAD, 600 bar |

¹ These are manual modules which do not have a driver. However, they are supported within an 1200 LC instrument.

Table 68 VL-configurable Agilent GC systems

| Product Number | System Name ¹ |
|----------------------|--------------------------|
| G4350A | 7820A GC System |
| M8417AA ² | 7820A VL GC System |
| G2790 | 8860 GC System |
| G3581A | 490 Micro GC System |
| G3588A | 990 Micro GC System |

¹ Instrument add-ons, like Headspace and RTL, are supported per the availability of that feature on the associated instrument.

² Bundle with OpenLab CDS VL Workstation



6 Software Compatibility

| | |
|---|----|
| OpenLab CDS System Compatibility | 91 |
| Supported Content Management configurations | 92 |
| Compatible Libraries and Databases | 94 |
| Supported Agilent Software Add-Ons | 95 |

This chapter contains information on compatibility with other Agilent or non-Agilent software.

OpenLab CDS System Compatibility

OpenLab CDS System Compatibility

| Component | Supported Revisions | Comments |
|--------------------------------|---------------------------------------|---|
| OpenLab Server | all 2.7 configurations | supported |
| OpenLab ECM XT | all 2.7 configurations | supported |
| OpenLab CDS | 2.4 2.5 2.6 | Supported as part of an upgrade |
| | 2.7 | Supported for steady state usage |
| OpenLab ECM | 3.5 Update 6, or greater 3.6 (all) | Details of CDS data usage in ECM are documented within ECM. 3.6 update 2 or greater is required for certain search related features. |
| OpenLab Shared Services Server | 3.6 | For OpenLab CDS with OpenLab ECM 3.x configurations only. Standalone Deployment of OpenLab Shared Services Server without a content management solution (aka Distributed Workstations) with OpenLab CDS is not supported. |
| Agilent Platform components | 1.7 | Shared Services 3.6, Data Repository, Client Framework, Audit Trail Service, Data Collection Service, Certificate Service, eSignature Service |
| SLIMS | planned (SLIMS v6.9) ¹ | Requires Sample Scheduler for OpenLab Check with SLIMS support for details |

¹ SLIMS v6.8 is compatible with OpenLab CDS 2.6 and v2.5

OpenLab ELN is not supported with OpenLab CDS 2.7.

NOTE

For Networked Workstations (Client Co-installed on AIC) not all add-ons are supported on all configurations. Check add-on Software product documentation for details.

Supported Content Management configurations

Supported Content Management configurations

| Content Management | OpenLab Shared Services | Comments |
|----------------------|--------------------------------|---|
| OpenLab Basic Server | Included with OpenLab Server | Supported ¹ Up to 4 total configured instruments – any data system. |
| OpenLab Server | Included with OpenLab Server | Supported ¹ |
| OpenLab ECM XT | Included with OpenLab ECM XT | Supported ¹ |
| OpenLab ECM | OpenLab Shared Services Server | See ECM requirements for additional details regarding capacity requirements |

¹ See OpenLab ECM XT/ OpenLab Server Documentation for list of supported configurations.

Mixed configurations

Environments combining OpenLab CDS with other Agilent CDS products are supported with the following storage backends:

- **OpenLab Server/OpenLab ECM XT**

Mixed configurations are supported if OpenLab CDS and the other CDS product can both connect to the same OpenLab Server/OpenLab ECM XT version. See Agilent white-paper *Mixed Environment Support in OpenLab CDS* for details on the Mixed Environment design.

Check with your Agilent contact for details on the CDS versions supported in mixed configurations. At time of release the following versions can be connected with OpenLab CDS in mixed configurations, per compatibility of ChemStation or EZChrom with OpenLab Server/ECM XT respectively:

- OpenLab Chemstation C.01.09
- OpenLab Chemstation C.01.10
- OpenLab EZChrom A.04.09
- OpenLab EZChrom A.04.10

- **OpenLab ECM**

OpenLab CDS can be configured with OpenLab ECM v3.x via an Agilent OpenLab Shared Services Server to operate in an environment containing different Data Systems. OpenLab ChemStation or OpenLab EZChrom may be connected to OpenLab ECM via a separate Shared Services server.

For more details, refer to the *Configuring OpenLab CDS with OpenLab ECM* guide (CDS_v2.7_configure-with-ECM_en.pdf).

Standalone deployment of OpenLab Shared Services Server without a content management solution (aka Distributed Workstations) with OpenLab CDS is not supported.

NOTE

Using one project for both OpenLab CDS and EZChrom data is not supported.

Compatible Libraries and Databases

The libraries and databases listed below are compatible with version 2.7 of OpenLab CDS.

NOTE

For distributed environments, MS Search and NIST library versions should be consistent on every client and AIC.

NIST MS Search/ NIST Library

Supported:

- 2.4 / NIST20

This library ships with NIST MS Search

Backwards compatibility to

- 2.3 / NIST17
- 2.2 / NIST14
- Any library in the appropriate NIST format can be opened in NIST MS Search, and a basic search, e.g. name search, can be run against it.

NIST MS Search Software and Demo Library are available for download at <https://chemdata.nist.gov/>

Wiley/NIST Combined MS Library

Supported revisions:

- W12N20
- W11N17

Supported Agilent Software Add-Ons

In general Agilent Add-on Software is supported to be co-resident with OpenLab CDS components. For details consult the respective product information.

7

Sales and Support Assistance

Please check the following web site for your local sales and support contact:

<https://www.agilent.com/en/support>

Agilent Community

To get answers to your questions, join over 10,000 users in the Agilent Community. Review curated support materials organized by platform technology. Ask questions to industry colleagues and collaborators. Get notifications on new videos, documents, tools, and webinars relevant to your work.

<https://community.agilent.com/>

In This Book

This document details the minimum hardware and software requirements (PC specifications) that need to be met to run Agilent OpenLab CDS. It is valid for Workstation, Workstation Plus, Client, or Analytical Instrument Controller components. It also lists supported Agilent and Non-Agilent instruments.

www.agilent.com

© Agilent Technologies Inc. 2015-2022
Edition: 02/2023

Document No: D0013817 Rev. F

