



# **Agilent 6500 Series Q-TOF LC/MS**

## Site Preparation Guide



## **Voltage and Power requirements**

The customer is responsible for providing appropriate electrical power and power outlets for all of the components and accessories used with the 6500 Series Q-TOF LC/MS system. Power considerations include:

- Voltage ranges of major components
- Power requirements of major components
- Single-phase power configurations
- Power plugs, receptacles and cords


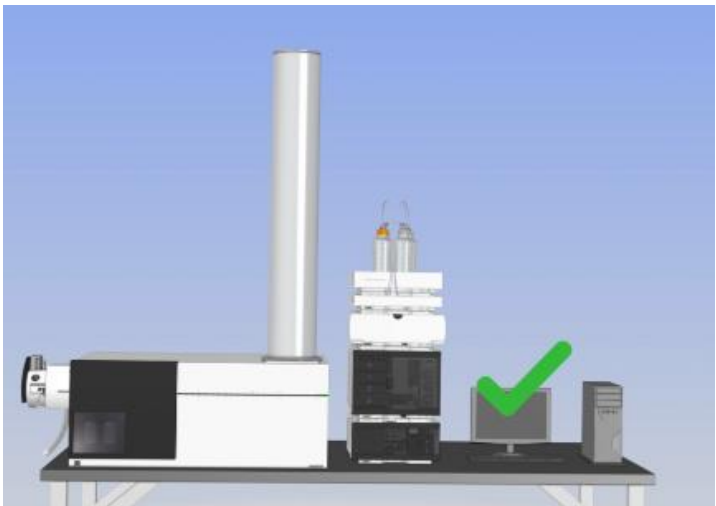

The Q-TOF LC/MS system includes a wide-range power supply that can operate without reconfiguration, however the rough pump model must be configured for either of two voltage ranges of single-phase alternating current (AC):

- 200 - 240 VAC, 50/60 Hz, maximum 2850 VA
- For instruments with ESI source, fluctuations not to exceed 10% of nominal supply voltage.
- For instruments with an AJS source, fluctuations not to exceed +10/-5% from the rated voltage.

The rough pump will be configured according to the standard voltage and frequency in the country from which the order originates. For example, if an order originates from an Agilent sales office in Germany, the rough pump will be configured for the standard electrical power in Germany.

**CAUTION** If an instrument is being ordered from one location, but is to be installed in another location with different electrical power characteristics, a special note must be made on the order that the electrical power at the site is different from the standard electrical power in that country.

Instrument description	Line voltage	Maximum continuous AC power	Number of outlets required
All models, with rough pump, except IM-QTOF and iFunnel Q-TOF	200 to 240 VAC @50/60 Hz	2850 VA	2
G6550 iFunnel Q-TOF LC/MS with dual rough pumps	200 to 240 VAC @50/60 Hz	2850 VA (mainframe) 1900 VA (rough pumps)	2
G6560 Ion Mobility Q-TOF LC/MS with rough pump	200 to 240 VAC @50/60 Hz	2850 VA (mainframe) 600 VA (IM)	2
1260 HPLC or 1290 UHPLC	100 to 240 VAC @50/60 Hz	varies <sup>1</sup>	varies <sup>2</sup>
Workstation	100 to 240 VAC @50/60 Hz	1000 VA	4 to 6
<sup>1</sup> depends on product configuration <sup>2</sup> typically one for each module			

1	Relocate the radio or antenna. Move the device away from the radio or television.	
2	Relocate the radio or antenna. Move the device away from the radio or television.	
3	Each product listed requires a dedicated circuit. The 6500 Series Q-TOF LC/MS, LC, and Data system must each have a separate circuit breaker.	

- 4 Each product listed requires a dedicated circuit. The 6500 Series Q-TOF LC/MS, LC, and Data system must each have a separate circuit breaker.

