



# Agilent InfinityLab LC/MSD iQ



## Site Preparation Guide





**Inspection**

Once the shipping containers are unloaded, examine them for any obvious external damage. If any of the containers appear damaged, note on the carrier's bill of lading that there is: **Apparent damage - subject to inspection and test**. Arrange for both the carrier's claims representative and your Agilent service representative to be present when the containers are unpacked.

Do not open any of the shipping containers unless a representative of Agilent Technologies is present. Opening any of the containers without an Agilent Technologies representative being present will void the receiving warranty on the Instrument.

1	Once the shipping containers are unloaded, examine them for any obvious external damage.	
2	Once the shipping containers are unloaded, examine them for any obvious external damage.	

3	If any of the containers appear damaged, note on the carrier's bill of lading that there is: Apparent damage - subject to inspection and test.	
4	If any of the containers appear damaged, note on the carrier's bill of lading that there is: Apparent damage - subject to inspection and test.	
5	Do not open any of the shipping containers unless a representative of Agilent Technologies is present. Opening any of the containers without an Agilent Technologies representative being present will void the receiving warranty on the Instrument.	