


Streamline Live Cell Analysis Using the Agilent Bravo Seahorse Assay Workbench

Improve productivity, shorten time to results, and reach your project goals on time by automating your cell analysis sample preparation

Sample preparation



Seed cells
Manual or Bravo



Wash cells
Bravo

Time saved:
5-15 minutes





Image and incubate
Cytation imager with imaging and normalization solution



Dilute compounds
Bravo

Time saved:
10-30 minutes




Load cartridge ports
Bravo

Time saved:
5-20 minutes



Run assay
Seahorse XFe96 Analyzer



Analyze data
Wave software



Hands-on time savings with the Agilent Bravo liquid-handling platform: **20-60 minutes/plate**

Make workflow automation part of every discovery project.
Visit www.agilent.com/chem/xfbravo