

**Dako
Tween 20**

Code S1966

Intended use

For In Vitro diagnostic use.

Dako Tween 20 is a detergent (surfactant) commonly added to buffers and reagents for immunohistochemistry. Its purpose is to decrease background staining and enhance reagent spreading in automated and manual procedures.

Dako Tween 20 is required in many immunohistochemical and in situ hybridization procedures.

Refer to the "General Instructions for Immunohistochemical Staining" or the Detection System "Instructions" of IHC procedures for: (1) Principle of Procedure, (2) Materials Required, Not Supplied, (3) Storage, (4) Specimen Preparation, (5) Staining Procedure, (6) Quality Control, (7) Troubleshooting, (8) Interpretation of Staining, (9) General Limitations.

Reagent provided

100 mL of Tween 20.

Precautions









1. For professional users.
2. Wear appropriate Personal Protective Equipment to avoid contact with eyes and skin.
3. Unused solution should be disposed of according to local, State and Federal regulations.

Storage

Store at room temperature (20–25°C).

Preparation

For use in immunohistochemical buffers and reagents it is recommended that Tween 20 be diluted to a final concentration between 0.05 and 0.1%.

 Catalogue number	 Temperature limitation	 Consult instructions for use
 Manufacturer	 Batch code	 Use by
 Authorized representative in the European Community	 In vitro diagnostic medical device	



Dako North America, Inc.
6392 Via Real
Carpinteria, California 93013 USA

Tel 805 566 6655
Fax 805 566 6688
Technical Support 800 424 0021
Customer Service 800 235 5763



Dako Denmark A/S
Produktionsvej 42
DK-2600 Glostrup Denmark

Tel +45 4485 9500
Fax +45 4485 9595

www.dako.com

PT0039/Rev C

Edition 06/10