



**SECTION 2: Hazards identification**

<b>Sample 3</b>		
H225	FLAMMABLE LIQUIDS	Category 2
H302	ACUTE TOXICITY (oral)	Category 4
H312	ACUTE TOXICITY (dermal)	Category 4
H332	ACUTE TOXICITY (inhalation)	Category 4
H319	SERIOUS EYE DAMAGE/EYE IRRITATION	Category 2









<b>Sample 4</b>		
H225	FLAMMABLE LIQUIDS	Category 2
H302	ACUTE TOXICITY (oral)	Category 4
H312	ACUTE TOXICITY (dermal)	Category 4
H332	ACUTE TOXICITY (inhalation)	Category 4
H319	SERIOUS EYE DAMAGE/EYE IRRITATION	Category 2

Sample 1	The product is classified as hazardous according to UK CLP Regulation SI 2019/720 as amended.
Sample 2	The product is classified as hazardous according to UK CLP Regulation SI 2019/720 as amended.
Sample 3	The product is classified as hazardous according to UK CLP Regulation SI 2019/720 as amended.
Sample 4	The product is classified as hazardous according to UK CLP Regulation SI 2019/720 as amended.

See Section 16 for the full text of the H statements declared above.  
 See Section 11 for more detailed information on health effects and symptoms.

**2.2 Label elements**

**Hazard pictograms**

: Sample 1		
Sample 2		
Sample 3		
Sample 4		

**Signal word**

: Sample 1	Danger
Sample 2	Danger
Sample 3	Danger
Sample 4	Danger

**Hazard statements**

: Sample 1	H225 - Highly flammable liquid and vapour. H302 + H312 + H332 - Harmful if swallowed, in contact with skin or if inhaled. H319 - Causes serious eye irritation.
Sample 2	H225 - Highly flammable liquid and vapour. H302 + H312 + H332 - Harmful if swallowed, in contact with skin or if inhaled. H319 - Causes serious eye irritation.
Sample 3	H225 - Highly flammable liquid and vapour. H302 + H312 + H332 - Harmful if swallowed, in contact with skin or if inhaled.

**SECTION 2: Hazards identification**

Sample 4  
 H319 - Causes serious eye irritation.  
 H225 - Highly flammable liquid and vapour.  
 H302 + H312 + H332 - Harmful if swallowed, in contact with skin or if inhaled.  
 H319 - Causes serious eye irritation.

**Precautionary statements**

**Prevention**

: Sample 1  
 P280 - Wear protective gloves and protective clothing. Wear eye or face protection.  
 P210 - Keep away from heat, hot surfaces, sparks, open flames and other ignition sources. No smoking.  
 P261 - Avoid breathing vapour.  
 P270 - Do not eat, drink or smoke when using this product.

Sample 2  
 P280 - Wear protective gloves and protective clothing. Wear eye or face protection.  
 P210 - Keep away from heat, hot surfaces, sparks, open flames and other ignition sources. No smoking.  
 P261 - Avoid breathing vapour.  
 P270 - Do not eat, drink or smoke when using this product.

Sample 3  
 P280 - Wear protective gloves and protective clothing. Wear eye or face protection.  
 P210 - Keep away from heat, hot surfaces, sparks, open flames and other ignition sources. No smoking.  
 P261 - Avoid breathing vapour.  
 P270 - Do not eat, drink or smoke when using this product.

Sample 4  
 P280 - Wear protective gloves and protective clothing. Wear eye or face protection.  
 P210 - Keep away from heat, hot surfaces, sparks, open flames and other ignition sources. No smoking.  
 P261 - Avoid breathing vapour.  
 P270 - Do not eat, drink or smoke when using this product.

**Response**

: Sample 1  
 P304 + P312 - IF INHALED: Call a POISON CENTER or doctor if you feel unwell.

Sample 2  
 P304 + P312 - IF INHALED: Call a POISON CENTER or doctor if you feel unwell.

Sample 3  
 P304 + P312 - IF INHALED: Call a POISON CENTER or doctor if you feel unwell.

Sample 4  
 P304 + P312 - IF INHALED: Call a POISON CENTER or doctor if you feel unwell.

**Storage**

: Sample 1  
 Sample 2  
 Sample 3  
 Sample 4  
 Not applicable.  
 Not applicable.  
 Not applicable.  
 Not applicable.

**Disposal**

: Sample 1  
 Sample 2  
 Sample 3  
 Sample 4  
 P501 - Dispose of contents and container in accordance with all local, regional, national and international regulations.  
 P501 - Dispose of contents and container in accordance with all local, regional, national and international regulations.  
 P501 - Dispose of contents and container in accordance with all local, regional, national and international regulations.  
 P501 - Dispose of contents and container in accordance with all local, regional, national and international regulations.

**Hazardous ingredients**

: Sample 1  
 Sample 2  
 Sample 3  
 Sample 4  
 acetonitrile  
 acetonitrile  
 acetonitrile  
 acetonitrile

**Supplemental label elements**

: Sample 1  
 Sample 2  
 Sample 3  
 Sample 4  
 Not applicable.  
 Not applicable.  
 Not applicable.  
 Not applicable.

RapidFire SAT Plate, Part Number G9203-60002

## SECTION 2: Hazards identification

**Annex XVII - Restrictions on the manufacture, placing on the market and use of certain dangerous substances, mixtures and articles** : Sample 1 Not applicable.  
 Sample 2 Not applicable.  
 Sample 3 Not applicable.  
 Sample 4 Not applicable.

### Special packaging requirements

**Containers to be fitted with child-resistant fastenings** : Sample 1 Not applicable.  
 Sample 2 Not applicable.  
 Sample 3 Not applicable.  
 Sample 4 Not applicable.

**Tactile warning of danger** : Sample 1 Not applicable.  
 Sample 2 Not applicable.  
 Sample 3 Not applicable.  
 Sample 4 Not applicable.

### 2.3 Other hazards

**Product meets the criteria for PBT or vPvB according to Regulation (EC) No. 1907/2006, Annex XIII** : Sample 1 This mixture does not contain any substances that are assessed to be a PBT or a vPvB.  
 Sample 2 This mixture does not contain any substances that are assessed to be a PBT or a vPvB.  
 Sample 3 This mixture does not contain any substances that are assessed to be a PBT or a vPvB.  
 Sample 4 This mixture does not contain any substances that are assessed to be a PBT or a vPvB.

**Other hazards which do not result in classification** : Sample 1 None known.  
 Sample 2 None known.  
 Sample 3 None known.  
 Sample 4 None known.

## SECTION 3: Composition/information on ingredients

**3.1 Substances** : Sample 1 Mixture  
 Sample 2 Mixture  
 Sample 3 Mixture  
 Sample 4 Mixture

Product/ingredient name	Identifiers	%	Classification	Type
<b>Sample 1</b> acetonitrile	EC: 200-835-2 CAS: 75-05-8 Index: 608-001-00-3	≥90	Flam. Liq. 2, H225 Acute Tox. 4, H302 Acute Tox. 4, H312 Acute Tox. 4, H332 Eye Irrit. 2, H319	[1] [2]
<b>Sample 2</b> acetonitrile	EC: 200-835-2 CAS: 75-05-8 Index: 608-001-00-3	≥90	Flam. Liq. 2, H225 Acute Tox. 4, H302 Acute Tox. 4, H312 Acute Tox. 4, H332 Eye Irrit. 2, H319	[1] [2]
<b>Sample 3</b> acetonitrile	EC: 200-835-2 CAS: 75-05-8 Index: 608-001-00-3	≥90	Flam. Liq. 2, H225 Acute Tox. 4, H302 Acute Tox. 4, H312 Acute Tox. 4, H332 Eye Irrit. 2, H319	[1] [2]
<b>Sample 4</b> acetonitrile	EC: 200-835-2 CAS: 75-05-8	≥90	Flam. Liq. 2, H225 Acute Tox. 4, H302	[1] [2]

### SECTION 3: Composition/information on ingredients

	Index: 608-001-00-3		Acute Tox. 4, H312 Acute Tox. 4, H332 Eye Irrit. 2, H319 <b>See Section 16 for the full text of the H statements declared above.</b>
--	---------------------	--	---

There are no additional ingredients present which, within the current knowledge of the supplier, are classified and contribute to the classification of the substance and hence require reporting in this section.

Type

Sample 1	[1] Substance classified with a health or environmental hazard [2] Substance with a workplace exposure limit
Sample 2	[1] Substance classified with a health or environmental hazard [2] Substance with a workplace exposure limit
Sample 3	[1] Substance classified with a health or environmental hazard [2] Substance with a workplace exposure limit
Sample 4	[1] Substance classified with a health or environmental hazard [2] Substance with a workplace exposure limit

Occupational exposure limits, if available, are listed in Section 8.

### SECTION 4: First aid measures

#### 4.1 Description of first aid measures

<b>Eye contact</b>	: Sample 1	Immediately flush eyes with plenty of water, occasionally lifting the upper and lower eyelids. Check for and remove any contact lenses. Continue to rinse for at least 10 minutes. Get medical attention.
	Sample 2	Immediately flush eyes with plenty of water, occasionally lifting the upper and lower eyelids. Check for and remove any contact lenses. Continue to rinse for at least 10 minutes. Get medical attention.
	Sample 3	Immediately flush eyes with plenty of water, occasionally lifting the upper and lower eyelids. Check for and remove any contact lenses. Continue to rinse for at least 10 minutes. Get medical attention.
	Sample 4	Immediately flush eyes with plenty of water, occasionally lifting the upper and lower eyelids. Check for and remove any contact lenses. Continue to rinse for at least 10 minutes. Get medical attention.
<b>Inhalation</b>	: Sample 1	Remove victim to fresh air and keep at rest in a position comfortable for breathing. If it is suspected that fumes are still present, the rescuer should wear an appropriate mask or self-contained breathing apparatus. If not breathing, if breathing is irregular or if respiratory arrest occurs, provide artificial respiration or oxygen by trained personnel. It may be dangerous to the person providing aid to give mouth-to-mouth resuscitation. Get medical attention if adverse health effects persist or are severe. If necessary, call a poison center or physician. If unconscious, place in recovery position and get medical attention immediately. Maintain an open airway. Loosen tight clothing such as a collar, tie, belt or waistband. In case of inhalation of decomposition products in a fire, symptoms may be delayed. The exposed person may need to be kept under medical surveillance for 48 hours.
	Sample 2	Remove victim to fresh air and keep at rest in a position comfortable for breathing. If it is suspected that fumes are still present, the rescuer should wear an appropriate mask or self-contained breathing apparatus. If not breathing, if breathing is irregular or if respiratory arrest occurs, provide artificial respiration or oxygen by trained personnel. It may be dangerous to the person providing aid to give mouth-to-

**SECTION 4: First aid measures**

mouth resuscitation. Get medical attention if adverse health effects persist or are severe. If necessary, call a poison center or physician. If unconscious, place in recovery position and get medical attention immediately. Maintain an open airway. Loosen tight clothing such as a collar, tie, belt or waistband. In case of inhalation of decomposition products in a fire, symptoms may be delayed. The exposed person may need to be kept under medical surveillance for 48 hours.

Sample 3

Remove victim to fresh air and keep at rest in a position comfortable for breathing. If it is suspected that fumes are still present, the rescuer should wear an appropriate mask or self-contained breathing apparatus. If not breathing, if breathing is irregular or if respiratory arrest occurs, provide artificial respiration or oxygen by trained personnel. It may be dangerous to the person providing aid to give mouth-to-mouth resuscitation. Get medical attention if adverse health effects persist or are severe. If necessary, call a poison center or physician. If unconscious, place in recovery position and get medical attention immediately. Maintain an open airway. Loosen tight clothing such as a collar, tie, belt or waistband. In case of inhalation of decomposition products in a fire, symptoms may be delayed. The exposed person may need to be kept under medical surveillance for 48 hours.

Sample 4

Remove victim to fresh air and keep at rest in a position comfortable for breathing. If it is suspected that fumes are still present, the rescuer should wear an appropriate mask or self-contained breathing apparatus. If not breathing, if breathing is irregular or if respiratory arrest occurs, provide artificial respiration or oxygen by trained personnel. It may be dangerous to the person providing aid to give mouth-to-mouth resuscitation. Get medical attention if adverse health effects persist or are severe. If necessary, call a poison center or physician. If unconscious, place in recovery position and get medical attention immediately. Maintain an open airway. Loosen tight clothing such as a collar, tie, belt or waistband. In case of inhalation of decomposition products in a fire, symptoms may be delayed. The exposed person may need to be kept under medical surveillance for 48 hours.

**Skin contact**

: Sample 1

Wash with plenty of soap and water. Remove contaminated clothing and shoes. Wash contaminated clothing thoroughly with water before removing it, or wear gloves. Continue to rinse for at least 10 minutes. Get medical attention if adverse health effects persist or are severe. If necessary, call a poison center or physician. Wash clothing before reuse. Clean shoes thoroughly before reuse.

Sample 2

Wash with plenty of soap and water. Remove contaminated clothing and shoes. Wash contaminated clothing thoroughly with water before removing it, or wear gloves. Continue to rinse for at least 10 minutes. Get medical attention if adverse health effects persist or are severe. If necessary, call a poison center or physician. Wash clothing before reuse. Clean shoes thoroughly before reuse.

Sample 3

Wash with plenty of soap and water. Remove contaminated clothing and shoes. Wash contaminated clothing thoroughly with water before removing it, or wear gloves. Continue to rinse for at least 10 minutes. Get medical attention if adverse health effects persist or are severe. If necessary, call a poison center or physician. Wash clothing before reuse. Clean shoes thoroughly before reuse.

Sample 4

Wash with plenty of soap and water. Remove contaminated clothing and shoes. Wash contaminated clothing thoroughly

**SECTION 4: First aid measures**

**Ingestion**

: Sample 1

with water before removing it, or wear gloves. Continue to rinse for at least 10 minutes. Get medical attention if adverse health effects persist or are severe. If necessary, call a poison center or physician. Wash clothing before reuse. Clean shoes thoroughly before reuse.

Wash out mouth with water. Remove dentures if any. If material has been swallowed and the exposed person is conscious, give small quantities of water to drink. Stop if the exposed person feels sick as vomiting may be dangerous. Do not induce vomiting unless directed to do so by medical personnel. If vomiting occurs, the head should be kept low so that vomit does not enter the lungs. Get medical attention. If necessary, call a poison center or physician. Never give anything by mouth to an unconscious person. If unconscious, place in recovery position and get medical attention immediately. Maintain an open airway. Loosen tight clothing such as a collar, tie, belt or waistband.

Sample 2

Wash out mouth with water. Remove dentures if any. If material has been swallowed and the exposed person is conscious, give small quantities of water to drink. Stop if the exposed person feels sick as vomiting may be dangerous. Do not induce vomiting unless directed to do so by medical personnel. If vomiting occurs, the head should be kept low so that vomit does not enter the lungs. Get medical attention. If necessary, call a poison center or physician. Never give anything by mouth to an unconscious person. If unconscious, place in recovery position and get medical attention immediately. Maintain an open airway. Loosen tight clothing such as a collar, tie, belt or waistband.

Sample 3

Wash out mouth with water. Remove dentures if any. If material has been swallowed and the exposed person is conscious, give small quantities of water to drink. Stop if the exposed person feels sick as vomiting may be dangerous. Do not induce vomiting unless directed to do so by medical personnel. If vomiting occurs, the head should be kept low so that vomit does not enter the lungs. Get medical attention. If necessary, call a poison center or physician. Never give anything by mouth to an unconscious person. If unconscious, place in recovery position and get medical attention immediately. Maintain an open airway. Loosen tight clothing such as a collar, tie, belt or waistband.

Sample 4

Wash out mouth with water. Remove dentures if any. If material has been swallowed and the exposed person is conscious, give small quantities of water to drink. Stop if the exposed person feels sick as vomiting may be dangerous. Do not induce vomiting unless directed to do so by medical personnel. If vomiting occurs, the head should be kept low so that vomit does not enter the lungs. Get medical attention. If necessary, call a poison center or physician. Never give anything by mouth to an unconscious person. If unconscious, place in recovery position and get medical attention immediately. Maintain an open airway. Loosen tight clothing such as a collar, tie, belt or waistband.

**Protection of first-aiders**

: Sample 1

No action shall be taken involving any personal risk or without suitable training. If it is suspected that fumes are still present, the rescuer should wear an appropriate mask or self-contained breathing apparatus. It may be dangerous to the person providing aid to give mouth-to-mouth resuscitation. Wash contaminated clothing thoroughly with water before removing it, or wear gloves.

Sample 2

No action shall be taken involving any personal risk or without suitable training. If it is suspected that fumes are still present, the rescuer should wear an appropriate mask or self-

**SECTION 4: First aid measures**

		contained breathing apparatus. It may be dangerous to the person providing aid to give mouth-to-mouth resuscitation. Wash contaminated clothing thoroughly with water before removing it, or wear gloves.
Sample 3		No action shall be taken involving any personal risk or without suitable training. If it is suspected that fumes are still present, the rescuer should wear an appropriate mask or self-contained breathing apparatus. It may be dangerous to the person providing aid to give mouth-to-mouth resuscitation. Wash contaminated clothing thoroughly with water before removing it, or wear gloves.
Sample 4		No action shall be taken involving any personal risk or without suitable training. If it is suspected that fumes are still present, the rescuer should wear an appropriate mask or self-contained breathing apparatus. It may be dangerous to the person providing aid to give mouth-to-mouth resuscitation. Wash contaminated clothing thoroughly with water before removing it, or wear gloves.

**4.2 Most important symptoms and effects, both acute and delayed**

Over-exposure signs/symptoms

<b>Eye contact</b>	: Sample 1	Adverse symptoms may include the following: pain or irritation watering redness
	Sample 2	Adverse symptoms may include the following: pain or irritation watering redness
	Sample 3	Adverse symptoms may include the following: pain or irritation watering redness
	Sample 4	Adverse symptoms may include the following: pain or irritation watering redness
<b>Inhalation</b>	: Sample 1	No specific data.
	Sample 2	No specific data.
	Sample 3	No specific data.
	Sample 4	No specific data.
<b>Skin contact</b>	: Sample 1	No specific data.
	Sample 2	No specific data.
	Sample 3	No specific data.
	Sample 4	No specific data.
<b>Ingestion</b>	: Sample 1	No specific data.
	Sample 2	No specific data.
	Sample 3	No specific data.
	Sample 4	No specific data.

**4.3 Indication of any immediate medical attention and special treatment needed**

<b>Notes to physician</b>	: Sample 1	In case of inhalation of decomposition products in a fire, symptoms may be delayed. The exposed person may need to be kept under medical surveillance for 48 hours.
	Sample 2	In case of inhalation of decomposition products in a fire, symptoms may be delayed. The exposed person may need to be kept under medical surveillance for 48 hours.
	Sample 3	In case of inhalation of decomposition products in a fire, symptoms may be delayed. The exposed person may need to be kept under medical surveillance for 48 hours.
	Sample 4	In case of inhalation of decomposition products in a fire,

## SECTION 4: First aid measures

symptoms may be delayed. The exposed person may need to be kept under medical surveillance for 48 hours.

<b>Specific treatments</b>	: Sample 1 Sample 2 Sample 3 Sample 4	No specific treatment. No specific treatment. No specific treatment. No specific treatment.
----------------------------	--	--

## SECTION 5: Firefighting measures

### 5.1 Extinguishing media

<b>Suitable extinguishing media</b>	: Sample 1 Sample 2 Sample 3 Sample 4	Use dry chemical, CO <sub>2</sub> , water spray (fog) or foam. Use dry chemical, CO <sub>2</sub> , water spray (fog) or foam. Use dry chemical, CO <sub>2</sub> , water spray (fog) or foam. Use dry chemical, CO <sub>2</sub> , water spray (fog) or foam.
<b>Unsuitable extinguishing media</b>	: Sample 1 Sample 2 Sample 3 Sample 4	Do not use water jet. Do not use water jet. Do not use water jet. Do not use water jet.

### 5.2 Special hazards arising from the substance or mixture

<b>Hazards from the substance or mixture</b>	: Sample 1  Sample 2  Sample 3  Sample 4	Highly flammable liquid and vapour. Runoff to sewer may create fire or explosion hazard. In a fire or if heated, a pressure increase will occur and the container may burst, with the risk of a subsequent explosion. Highly flammable liquid and vapour. Runoff to sewer may create fire or explosion hazard. In a fire or if heated, a pressure increase will occur and the container may burst, with the risk of a subsequent explosion. Highly flammable liquid and vapour. Runoff to sewer may create fire or explosion hazard. In a fire or if heated, a pressure increase will occur and the container may burst, with the risk of a subsequent explosion. Highly flammable liquid and vapour. Runoff to sewer may create fire or explosion hazard. In a fire or if heated, a pressure increase will occur and the container may burst, with the risk of a subsequent explosion.
<b>Hazardous combustion products</b>	: Sample 1  Sample 2  Sample 3  Sample 4	Decomposition products may include the following materials: carbon dioxide carbon monoxide nitrogen oxides cyanides Decomposition products may include the following materials: carbon dioxide carbon monoxide nitrogen oxides cyanides Decomposition products may include the following materials: carbon dioxide carbon monoxide nitrogen oxides cyanides Decomposition products may include the following materials: carbon dioxide carbon monoxide nitrogen oxides cyanides

### 5.3 Advice for firefighters

RapidFire SAT Plate, Part Number G9203-60002

**SECTION 5: Firefighting measures**

<b>Special protective actions for fire-fighters</b>	: Sample 1	Promptly isolate the scene by removing all persons from the vicinity of the incident if there is a fire. No action shall be taken involving any personal risk or without suitable training. Move containers from fire area if this can be done without risk. Use water spray to keep fire-exposed containers cool.
	Sample 2	Promptly isolate the scene by removing all persons from the vicinity of the incident if there is a fire. No action shall be taken involving any personal risk or without suitable training. Move containers from fire area if this can be done without risk. Use water spray to keep fire-exposed containers cool.
	Sample 3	Promptly isolate the scene by removing all persons from the vicinity of the incident if there is a fire. No action shall be taken involving any personal risk or without suitable training. Move containers from fire area if this can be done without risk. Use water spray to keep fire-exposed containers cool.
	Sample 4	Promptly isolate the scene by removing all persons from the vicinity of the incident if there is a fire. No action shall be taken involving any personal risk or without suitable training. Move containers from fire area if this can be done without risk. Use water spray to keep fire-exposed containers cool.
<b>Special protective equipment for fire-fighters</b>	: Sample 1	Fire-fighters should wear appropriate protective equipment and self-contained breathing apparatus (SCBA) with a full face-piece operated in positive pressure mode.
	Sample 2	Fire-fighters should wear appropriate protective equipment and self-contained breathing apparatus (SCBA) with a full face-piece operated in positive pressure mode.
	Sample 3	Fire-fighters should wear appropriate protective equipment and self-contained breathing apparatus (SCBA) with a full face-piece operated in positive pressure mode.
	Sample 4	Fire-fighters should wear appropriate protective equipment and self-contained breathing apparatus (SCBA) with a full face-piece operated in positive pressure mode.

**SECTION 6: Accidental release measures**

**6.1 Personal precautions, protective equipment and emergency procedures**

<b>For non-emergency personnel</b>	: Sample 1	No action shall be taken involving any personal risk or without suitable training. Evacuate surrounding areas. Keep unnecessary and unprotected personnel from entering. Do not touch or walk through spilt material. Shut off all ignition sources. No flares, smoking or flames in hazard area. Avoid breathing vapour or mist. Provide adequate ventilation. Wear appropriate respirator when ventilation is inadequate. Put on appropriate personal protective equipment.
	Sample 2	No action shall be taken involving any personal risk or without suitable training. Evacuate surrounding areas. Keep unnecessary and unprotected personnel from entering. Do not touch or walk through spilt material. Shut off all ignition sources. No flares, smoking or flames in hazard area. Avoid breathing vapour or mist. Provide adequate ventilation. Wear appropriate respirator when ventilation is inadequate. Put on appropriate personal protective equipment.
	Sample 3	No action shall be taken involving any personal risk or without suitable training. Evacuate surrounding areas. Keep unnecessary and unprotected personnel from entering. Do not touch or walk through spilt material. Shut off all ignition sources. No flares, smoking or flames in hazard area. Avoid breathing vapour or mist. Provide adequate ventilation. Wear appropriate respirator when ventilation is inadequate. Put on appropriate personal protective equipment.
	Sample 4	No action shall be taken involving any personal risk or without suitable training. Evacuate surrounding areas. Keep unnecessary and unprotected personnel from entering. Do not touch or walk through spilt material. Shut off all ignition

**SECTION 6: Accidental release measures**

**For emergency responders**

: Sample 1

sources. No flares, smoking or flames in hazard area. Avoid breathing vapour or mist. Provide adequate ventilation. Wear appropriate respirator when ventilation is inadequate. Put on appropriate personal protective equipment.

If specialised clothing is required to deal with the spillage, take note of any information in Section 8 on suitable and unsuitable materials. See also the information in "For non-emergency personnel".

Sample 2

If specialised clothing is required to deal with the spillage, take note of any information in Section 8 on suitable and unsuitable materials. See also the information in "For non-emergency personnel".

Sample 3

If specialised clothing is required to deal with the spillage, take note of any information in Section 8 on suitable and unsuitable materials. See also the information in "For non-emergency personnel".

Sample 4

If specialised clothing is required to deal with the spillage, take note of any information in Section 8 on suitable and unsuitable materials. See also the information in "For non-emergency personnel".

**6.2 Environmental precautions**

: Sample 1

Avoid dispersal of spilt material and runoff and contact with soil, waterways, drains and sewers. Inform the relevant authorities if the product has caused environmental pollution (sewers, waterways, soil or air).

Sample 2

Avoid dispersal of spilt material and runoff and contact with soil, waterways, drains and sewers. Inform the relevant authorities if the product has caused environmental pollution (sewers, waterways, soil or air).

Sample 3

Avoid dispersal of spilt material and runoff and contact with soil, waterways, drains and sewers. Inform the relevant authorities if the product has caused environmental pollution (sewers, waterways, soil or air).

Sample 4

Avoid dispersal of spilt material and runoff and contact with soil, waterways, drains and sewers. Inform the relevant authorities if the product has caused environmental pollution (sewers, waterways, soil or air).

**6.3 Methods and material for containment and cleaning up**

**Methods for cleaning up**

: Sample 1

Stop leak if without risk. Move containers from spill area. Use spark-proof tools and explosion-proof equipment. Dilute with water and mop up if water-soluble. Alternatively, or if water-insoluble, absorb with an inert dry material and place in an appropriate waste disposal container. Dispose of via a licensed waste disposal contractor.

Sample 2

Stop leak if without risk. Move containers from spill area. Use spark-proof tools and explosion-proof equipment. Dilute with water and mop up if water-soluble. Alternatively, or if water-insoluble, absorb with an inert dry material and place in an appropriate waste disposal container. Dispose of via a licensed waste disposal contractor.

Sample 3

Stop leak if without risk. Move containers from spill area. Use spark-proof tools and explosion-proof equipment. Dilute with water and mop up if water-soluble. Alternatively, or if water-insoluble, absorb with an inert dry material and place in an appropriate waste disposal container. Dispose of via a licensed waste disposal contractor.

Sample 4

Stop leak if without risk. Move containers from spill area. Use spark-proof tools and explosion-proof equipment. Dilute with water and mop up if water-soluble. Alternatively, or if water-insoluble, absorb with an inert dry material and place in an appropriate waste disposal container. Dispose

## SECTION 6: Accidental release measures

of via a licensed waste disposal contractor.

**6.4 Reference to other sections** : See Section 1 for emergency contact information.  
 See Section 8 for information on appropriate personal protective equipment.  
 See Section 13 for additional waste treatment information.

## SECTION 7: Handling and storage

### 7.1 Precautions for safe handling

<b>Protective measures</b>	: Sample 1	Put on appropriate personal protective equipment (see Section 8). Do not ingest. Avoid contact with eyes, skin and clothing. Avoid breathing vapour or mist. Use only with adequate ventilation. Wear appropriate respirator when ventilation is inadequate. Do not enter storage areas and confined spaces unless adequately ventilated. Keep in the original container or an approved alternative made from a compatible material, kept tightly closed when not in use. Store and use away from heat, sparks, open flame or any other ignition source. Use explosion-proof electrical (ventilating, lighting and material handling) equipment. Use only non-sparking tools. Take precautionary measures against electrostatic discharges. Empty containers retain product residue and can be hazardous. Do not reuse container.
	Sample 2	Put on appropriate personal protective equipment (see Section 8). Do not ingest. Avoid contact with eyes, skin and clothing. Avoid breathing vapour or mist. Use only with adequate ventilation. Wear appropriate respirator when ventilation is inadequate. Do not enter storage areas and confined spaces unless adequately ventilated. Keep in the original container or an approved alternative made from a compatible material, kept tightly closed when not in use. Store and use away from heat, sparks, open flame or any other ignition source. Use explosion-proof electrical (ventilating, lighting and material handling) equipment. Use only non-sparking tools. Take precautionary measures against electrostatic discharges. Empty containers retain product residue and can be hazardous. Do not reuse container.
	Sample 3	Put on appropriate personal protective equipment (see Section 8). Do not ingest. Avoid contact with eyes, skin and clothing. Avoid breathing vapour or mist. Use only with adequate ventilation. Wear appropriate respirator when ventilation is inadequate. Do not enter storage areas and confined spaces unless adequately ventilated. Keep in the original container or an approved alternative made from a compatible material, kept tightly closed when not in use. Store and use away from heat, sparks, open flame or any other ignition source. Use explosion-proof electrical (ventilating, lighting and material handling) equipment. Use only non-sparking tools. Take precautionary measures against electrostatic discharges. Empty containers retain product residue and can be hazardous. Do not reuse container.
	Sample 4	Put on appropriate personal protective equipment (see Section 8). Do not ingest. Avoid contact with eyes, skin and clothing. Avoid breathing vapour or mist. Use only with adequate ventilation. Wear appropriate respirator when ventilation is inadequate. Do not enter storage areas and confined spaces unless adequately ventilated. Keep in the original container or an approved alternative made from a compatible material, kept tightly closed when not in use. Store and use away from heat, sparks, open flame or any other ignition source. Use explosion-proof electrical

**SECTION 7: Handling and storage**

(ventilating, lighting and material handling) equipment. Use only non-sparking tools. Take precautionary measures against electrostatic discharges. Empty containers retain product residue and can be hazardous. Do not reuse container.

**Advice on general occupational hygiene**

: Sample 1

Eating, drinking and smoking should be prohibited in areas where this material is handled, stored and processed. Workers should wash hands and face before eating, drinking and smoking. Remove contaminated clothing and protective equipment before entering eating areas. See also Section 8 for additional information on hygiene measures.

Sample 2

Eating, drinking and smoking should be prohibited in areas where this material is handled, stored and processed. Workers should wash hands and face before eating, drinking and smoking. Remove contaminated clothing and protective equipment before entering eating areas. See also Section 8 for additional information on hygiene measures.

Sample 3

Eating, drinking and smoking should be prohibited in areas where this material is handled, stored and processed. Workers should wash hands and face before eating, drinking and smoking. Remove contaminated clothing and protective equipment before entering eating areas. See also Section 8 for additional information on hygiene measures.

Sample 4

Eating, drinking and smoking should be prohibited in areas where this material is handled, stored and processed. Workers should wash hands and face before eating, drinking and smoking. Remove contaminated clothing and protective equipment before entering eating areas. See also Section 8 for additional information on hygiene measures.

**7.2 Conditions for safe storage, including any incompatibilities**

**Storage**

: Sample 1

Store in accordance with local regulations. Store in a segregated and approved area. Store in original container protected from direct sunlight in a dry, cool and well-ventilated area, away from incompatible materials (see Section 10) and food and drink. Eliminate all ignition sources. Separate from oxidising materials. Keep container tightly closed and sealed until ready for use. Containers that have been opened must be carefully resealed and kept upright to prevent leakage. Do not store in unlabelled containers. Use appropriate containment to avoid environmental contamination. See Section 10 for incompatible materials before handling or use.

Sample 2

Store in accordance with local regulations. Store in a segregated and approved area. Store in original container protected from direct sunlight in a dry, cool and well-ventilated area, away from incompatible materials (see Section 10) and food and drink. Eliminate all ignition sources. Separate from oxidising materials. Keep container tightly closed and sealed until ready for use. Containers that have been opened must be carefully resealed and kept upright to prevent leakage. Do not store in unlabelled containers. Use appropriate containment to avoid environmental contamination. See Section 10 for incompatible materials before handling or use.

Sample 3

Store in accordance with local regulations. Store in a segregated and approved area. Store in original container protected from direct sunlight in a dry, cool and well-ventilated area, away from incompatible materials (see Section 10) and food and drink. Eliminate all ignition sources. Separate from oxidising materials. Keep container tightly closed and sealed until ready for use. Containers that have been opened must be carefully resealed and kept upright to

**SECTION 7: Handling and storage**

Sample 4

prevent leakage. Do not store in unlabelled containers. Use appropriate containment to avoid environmental contamination. See Section 10 for incompatible materials before handling or use.

Store in accordance with local regulations. Store in a segregated and approved area. Store in original container protected from direct sunlight in a dry, cool and well-ventilated area, away from incompatible materials (see Section 10) and food and drink. Eliminate all ignition sources. Separate from oxidising materials. Keep container tightly closed and sealed until ready for use. Containers that have been opened must be carefully resealed and kept upright to prevent leakage. Do not store in unlabelled containers. Use appropriate containment to avoid environmental contamination. See Section 10 for incompatible materials before handling or use.

Seveso Directive - Reporting thresholds

Danger criteria

Category	Notification and MAPP threshold	Safety report threshold
Sample 1 P5c	5000 tonne	50000 tonne
Sample 2 P5c	5000 tonne	50000 tonne
Sample 3 P5c	5000 tonne	50000 tonne
Sample 4 P5c	5000 tonne	50000 tonne

7.3 Specific end use(s)

<b>Recommendations</b>	: Sample 1 Sample 2 Sample 3 Sample 4	Industrial applications, Professional applications. Industrial applications, Professional applications. Industrial applications, Professional applications. Industrial applications, Professional applications.
<b>Industrial sector specific solutions</b>	: Sample 1 Sample 2 Sample 3 Sample 4	Not available. Not available. Not available. Not available.

**SECTION 8: Exposure controls/personal protection**

8.1 Control parameters

Occupational exposure limits

Product/ingredient name	Exposure limit values
Sample 1 acetonitrile	<b>EH40/2005 WELs (United Kingdom (UK), 1/2020).</b> STEL: 102 mg/m <sup>3</sup> 15 minutes. STEL: 60 ppm 15 minutes. TWA: 40 ppm 8 hours. TWA: 68 mg/m <sup>3</sup> 8 hours.
Sample 2 acetonitrile	<b>EH40/2005 WELs (United Kingdom (UK), 1/2020).</b> STEL: 102 mg/m <sup>3</sup> 15 minutes. STEL: 60 ppm 15 minutes.

**SECTION 8: Exposure controls/personal protection**

<p><b>Sample 3</b> acetonitrile</p>	<p>TWA: 40 ppm 8 hours. TWA: 68 mg/m<sup>3</sup> 8 hours.</p>
<p><b>Sample 4</b> acetonitrile</p>	<p><b>EH40/2005 WELs (United Kingdom (UK), 1/2020).</b> STEL: 102 mg/m<sup>3</sup> 15 minutes. STEL: 60 ppm 15 minutes. TWA: 40 ppm 8 hours. TWA: 68 mg/m<sup>3</sup> 8 hours.</p> <p><b>EH40/2005 WELs (United Kingdom (UK), 1/2020).</b> STEL: 102 mg/m<sup>3</sup> 15 minutes. STEL: 60 ppm 15 minutes. TWA: 40 ppm 8 hours. TWA: 68 mg/m<sup>3</sup> 8 hours.</p>

Biological exposure indices

No exposure indices known.

**Recommended monitoring procedures**

: Reference should be made to appropriate monitoring standards. Reference to national guidance documents for methods for the determination of hazardous substances will also be required.

DNELs/DMELs

Product/ingredient name	Type	Exposure	Value	Population	Effects
<b>Sample 1</b> acetonitrile	DNEL	Long term Oral	0.4 mg/kg bw/day	General population	Systemic
	DNEL	Short term Oral	0.6 mg/kg bw/day	General population	Systemic
	DNEL	Long term Dermal	1.2 mg/kg bw/day	General population	Systemic
	DNEL	Long term Inhalation	2.4 mg/m <sup>3</sup>	General population	Systemic
<b>Sample 2</b> acetonitrile	DNEL	Long term Oral	0.4 mg/kg bw/day	General population	Systemic
	DNEL	Short term Oral	0.6 mg/kg bw/day	General population	Systemic
	DNEL	Long term Dermal	1.2 mg/kg bw/day	General population	Systemic
	DNEL	Long term Inhalation	2.4 mg/m <sup>3</sup>	General population	Systemic
<b>Sample 3</b> acetonitrile	DNEL	Long term Oral	0.4 mg/kg bw/day	General population	Systemic
	DNEL	Short term Oral	0.6 mg/kg bw/day	General population	Systemic
	DNEL	Long term Dermal	1.2 mg/kg bw/day	General population	Systemic
	DNEL	Long term Inhalation	2.4 mg/m <sup>3</sup>	General population	Systemic
<b>Sample 4</b> acetonitrile	DNEL	Long term Oral	0.4 mg/kg bw/day	General population	Systemic
	DNEL	Short term Oral	0.6 mg/kg bw/day	General population	Systemic
	DNEL	Long term Dermal	1.2 mg/kg bw/day	General population	Systemic

## SECTION 8: Exposure controls/personal protection

	DNEL	Long term Inhalation	2.4 mg/m <sup>3</sup>	General population	Systemic
--	------	----------------------	-----------------------	--------------------	----------

### PNECs

No PNECs available

### 8.2 Exposure controls

**Appropriate engineering controls** : Use only with adequate ventilation. Use process enclosures, local exhaust ventilation or other engineering controls to keep worker exposure to airborne contaminants below any recommended or statutory limits. The engineering controls also need to keep gas, vapour or dust concentrations below any lower explosive limits. Use explosion-proof ventilation equipment.

### Individual protection measures

**Hygiene measures** : Wash hands, forearms and face thoroughly after handling chemical products, before eating, smoking and using the lavatory and at the end of the working period. Appropriate techniques should be used to remove potentially contaminated clothing. Wash contaminated clothing before reusing. Ensure that eyewash stations and safety showers are close to the workstation location.

**Eye/face protection** : Safety eyewear complying with an approved standard should be used when a risk assessment indicates this is necessary to avoid exposure to liquid splashes, mists, gases or dusts. If contact is possible, the following protection should be worn, unless the assessment indicates a higher degree of protection: chemical splash goggles.

### Skin protection

**Hand protection** : Chemical-resistant, impervious gloves complying with an approved standard should be worn at all times when handling chemical products if a risk assessment indicates this is necessary. Considering the parameters specified by the glove manufacturer, check during use that the gloves are still retaining their protective properties. It should be noted that the time to breakthrough for any glove material may be different for different glove manufacturers. In the case of mixtures, consisting of several substances, the protection time of the gloves cannot be accurately estimated.

**Body protection** : Personal protective equipment for the body should be selected based on the task being performed and the risks involved and should be approved by a specialist before handling this product. When there is a risk of ignition from static electricity, wear anti-static protective clothing. For the greatest protection from static discharges, clothing should include anti-static overalls, boots and gloves.

**Other skin protection** : Appropriate footwear and any additional skin protection measures should be selected based on the task being performed and the risks involved and should be approved by a specialist before handling this product.

**Respiratory protection** : Based on the hazard and potential for exposure, select a respirator that meets the appropriate standard or certification. Respirators must be used according to a respiratory protection program to ensure proper fitting, training, and other important aspects of use.

**Environmental exposure controls** : Emissions from ventilation or work process equipment should be checked to ensure they comply with the requirements of environmental protection legislation. In some cases, fume scrubbers, filters or engineering modifications to the process equipment will be necessary to reduce emissions to acceptable levels.

## SECTION 9: Physical and chemical properties

The conditions of measurement of all properties are at standard temperature and pressure unless otherwise indicated.

### 9.1 Information on basic physical and chemical properties

#### Appearance

**Physical state** : Sample 1 Liquid.  
 Sample 2 Liquid.  
 Sample 3 Liquid.  
 Sample 4 Liquid.

RapidFire SAT Plate, Part Number G9203-60002

**SECTION 9: Physical and chemical properties**

**Colour** : Sample 1 Not available.  
 Sample 2 Not available.  
 Sample 3 Not available.  
 Sample 4 Not available.

**Odour** : Sample 1 Not available.  
 Sample 2 Not available.  
 Sample 3 Not available.  
 Sample 4 Not available.

**Odour threshold** : Sample 1 Not available.  
 Sample 2 Not available.  
 Sample 3 Not available.  
 Sample 4 Not available.

**Melting point/freezing point** : Sample 1 -46°C  
 Sample 2 -46°C  
 Sample 3 -46°C  
 Sample 4 -46°C

**Initial boiling point and boiling range** : Sample 1 82°C  
 Sample 2 82°C  
 Sample 3 82°C  
 Sample 4 82°C

**Flammability** : Sample 1 Not applicable.  
 Sample 2 Not applicable.  
 Sample 3 Not applicable.  
 Sample 4 Not applicable.

**Upper/lower flammability or explosive limits** : Sample 1 Lower: 3%  
 Upper: 16%  
 Sample 2 Lower: 3%  
 Upper: 16%  
 Sample 3 Lower: 3%  
 Upper: 16%  
 Sample 4 Lower: 3%  
 Upper: 16%

**Flash point** : Sample 1 Closed cup: 12.8°C  
 Sample 2 Closed cup: 12.8°C  
 Sample 3 Closed cup: 12.8°C  
 Sample 4 Closed cup: 12.8°C

**Auto-ignition temperature** :

Ingredient name	°C	Method
<b>Sample 1</b>		
Acetonitrile	524	-
<b>Sample 2</b>		
Acetonitrile	524	-
<b>Sample 3</b>		
Acetonitrile	524	-
<b>Sample 4</b>		
Acetonitrile	524	-

**Decomposition temperature** : Sample 1 Not available.  
 Sample 2 Not available.  
 Sample 3 Not available.  
 Sample 4 Not available.

**SECTION 9: Physical and chemical properties**

**pH** : Sample 1 Not available.  
 Sample 2 Not available.  
 Sample 3 Not available.  
 Sample 4 Not available.

**Viscosity** : Sample 1 Not available.  
 Sample 2 Not available.  
 Sample 3 Not available.  
 Sample 4 Not available.

<b>Solubility(ies)</b>	<b>Media</b>	<b>Result</b>
	<b>Sample 1</b> water	Soluble
	<b>Sample 2</b> water	Soluble
	<b>Sample 3</b> water	Soluble
	<b>Sample 4</b> water	Soluble

**Partition coefficient: n-octanol/water** : Sample 1 Not applicable.  
 Sample 2 Not applicable.  
 Sample 3 Not applicable.  
 Sample 4 Not applicable.

<b>Vapour pressure</b>	<b>Ingredient name</b>	<b>Vapour Pressure at 20°C</b>			<b>Vapour pressure at 50°C</b>		
		<b>mm Hg</b>	<b>kPa</b>	<b>Method</b>	<b>mm Hg</b>	<b>kPa</b>	<b>Method</b>
	<b>Sample 1</b> Acetonitrile	70.89	9.5	-	-	-	-
	<b>Sample 2</b> Acetonitrile	70.89	9.5	-	-	-	-
	<b>Sample 3</b> Acetonitrile	70.89	9.5	-	-	-	-
	<b>Sample 4</b> Acetonitrile	70.89	9.5	-	-	-	-

**Evaporation rate** : Sample 1 Not available.  
 Sample 2 Not available.  
 Sample 3 Not available.  
 Sample 4 Not available.

**Relative density** : Sample 1 Not available.  
 Sample 2 Not available.  
 Sample 3 Not available.  
 Sample 4 Not available.

**Vapour density** : Sample 1 Not available.  
 Sample 2 Not available.  
 Sample 3 Not available.  
 Sample 4 Not available.

**Explosive properties** : Sample 1 Not available.  
 Sample 2 Not available.  
 Sample 3 Not available.  
 Sample 4 Not available.

## SECTION 9: Physical and chemical properties

<b>Oxidising properties</b>	: Sample 1	Not available.
	Sample 2	Not available.
	Sample 3	Not available.
	Sample 4	Not available.

### Particle characteristics

<b>Median particle size</b>	: Sample 1	Not applicable.
	Sample 2	Not applicable.
	Sample 3	Not applicable.
	Sample 4	Not applicable.

### 9.2 Other information

No additional information.

## SECTION 10: Stability and reactivity

<b>10.1 Reactivity</b>	: Sample 1	No specific test data related to reactivity available for this product or its ingredients.
	Sample 2	No specific test data related to reactivity available for this product or its ingredients.
	Sample 3	No specific test data related to reactivity available for this product or its ingredients.
	Sample 4	No specific test data related to reactivity available for this product or its ingredients.

<b>10.2 Chemical stability</b>	: Sample 1	The product is stable.
	Sample 2	The product is stable.
	Sample 3	The product is stable.
	Sample 4	The product is stable.

<b>10.3 Possibility of hazardous reactions</b>	: Sample 1	Under normal conditions of storage and use, hazardous reactions will not occur.
	Sample 2	Under normal conditions of storage and use, hazardous reactions will not occur.
	Sample 3	Under normal conditions of storage and use, hazardous reactions will not occur.
	Sample 4	Under normal conditions of storage and use, hazardous reactions will not occur.

<b>10.4 Conditions to avoid</b>	: Sample 1	Avoid all possible sources of ignition (spark or flame). Do not pressurise, cut, weld, braze, solder, drill, grind or expose containers to heat or sources of ignition.
	Sample 2	Avoid all possible sources of ignition (spark or flame). Do not pressurise, cut, weld, braze, solder, drill, grind or expose containers to heat or sources of ignition.
	Sample 3	Avoid all possible sources of ignition (spark or flame). Do not pressurise, cut, weld, braze, solder, drill, grind or expose containers to heat or sources of ignition.
	Sample 4	Avoid all possible sources of ignition (spark or flame). Do not pressurise, cut, weld, braze, solder, drill, grind or expose containers to heat or sources of ignition.

<b>10.5 Incompatible materials</b>	: Sample 1	Reactive or incompatible with the following materials: oxidising materials
	Sample 2	Reactive or incompatible with the following materials: oxidising materials
	Sample 3	Reactive or incompatible with the following materials: oxidising materials
	Sample 4	Reactive or incompatible with the following materials: oxidising materials

RapidFire SAT Plate, Part Number G9203-60002

## SECTION 10: Stability and reactivity

<b>10.6 Hazardous decomposition products</b>	: Sample 1	Under normal conditions of storage and use, hazardous decomposition products should not be produced.
	Sample 2	Under normal conditions of storage and use, hazardous decomposition products should not be produced.
	Sample 3	Under normal conditions of storage and use, hazardous decomposition products should not be produced.
	Sample 4	Under normal conditions of storage and use, hazardous decomposition products should not be produced.

## SECTION 11: Toxicological information

### 11.1 Information on toxicological effects

#### Acute toxicity

Product/ingredient name	Result	Species	Dose	Exposure
<b>Sample 1</b> acetonitrile	LC50 Inhalation Vapour	Rat	17100 ppm	4 hours
	LD50 Oral	Rat	2460 mg/kg	-
<b>Sample 2</b> acetonitrile	LC50 Inhalation Vapour	Rat	17100 ppm	4 hours
	LD50 Oral	Rat	2460 mg/kg	-
<b>Sample 3</b> acetonitrile	LC50 Inhalation Vapour	Rat	17100 ppm	4 hours
	LD50 Oral	Rat	2460 mg/kg	-
<b>Sample 4</b> acetonitrile	LC50 Inhalation Vapour	Rat	17100 ppm	4 hours
	LD50 Oral	Rat	2460 mg/kg	-

#### Acute toxicity estimates

Product/ingredient name	Oral (mg/kg)	Dermal (mg/kg)	Inhalation (gases) (ppm)	Inhalation (vapours) (mg/l)	Inhalation (dusts and mists) (mg/l)
<b>Sample 1</b> Sample 1 acetonitrile	503.0	1106.7	N/A	11.1	N/A
	500	1100	N/A	11	N/A
<b>Sample 2</b> Sample 2 acetonitrile	503.0	1106.7	N/A	11.1	N/A
	500	1100	N/A	11	N/A
<b>Sample 3</b> Sample 3 acetonitrile	503.0	1106.7	N/A	11.1	N/A
	500	1100	N/A	11	N/A
<b>Sample 4</b> Sample 4 acetonitrile	503.1	1106.8	N/A	11.1	N/A
	500	1100	N/A	11	N/A

#### Irritation/Corrosion

Product/ingredient name	Result	Species	Score	Exposure	Observation
<b>Sample 1</b> acetonitrile	Eyes - Moderate irritant	Rabbit	-	24 hours 100 uL	-
	Skin - Mild irritant	Rabbit	-	500 mg	-
<b>Sample 2</b> acetonitrile	Eyes - Moderate irritant	Rabbit	-	24 hours 100 uL	-

## SECTION 11: Toxicological information

<b>Sample 3</b> acetonitrile	Skin - Mild irritant	Rabbit	-	500 mg	-
	Eyes - Moderate irritant	Rabbit	-	24 hours 100 uL	-
	Skin - Mild irritant	Rabbit	-	500 mg	-
<b>Sample 4</b> acetonitrile	Eyes - Moderate irritant	Rabbit	-	24 hours 100 uL	-
	Skin - Mild irritant	Rabbit	-	500 mg	-

### Sensitiser

**Conclusion/Summary** : Not available.

### Mutagenicity

**Conclusion/Summary** : Not available.

### Carcinogenicity

**Conclusion/Summary** : Not available.

### Reproductive toxicity

**Conclusion/Summary** : Not available.

### Teratogenicity

**Conclusion/Summary** : Not available.

### Specific target organ toxicity (single exposure)

Not available.

### Specific target organ toxicity (repeated exposure)

Not available.

### Aspiration hazard

Not available.

### Information on likely routes of exposure

: Sample 1	Routes of entry anticipated: Oral, Dermal, Inhalation.
Sample 2	Routes of entry anticipated: Oral, Dermal, Inhalation.
Sample 3	Routes of entry anticipated: Oral, Dermal, Inhalation.
Sample 4	Routes of entry anticipated: Oral, Dermal, Inhalation, Eyes.

### Potential acute health effects

<b>Inhalation</b>	: Sample 1	Harmful if inhaled.
	Sample 2	Harmful if inhaled.
	Sample 3	Harmful if inhaled.
	Sample 4	Harmful if inhaled.
<b>Ingestion</b>	: Sample 1	Harmful if swallowed.
	Sample 2	Harmful if swallowed.
	Sample 3	Harmful if swallowed.
	Sample 4	Harmful if swallowed.
<b>Skin contact</b>	: Sample 1	Harmful in contact with skin.
	Sample 2	Harmful in contact with skin.
	Sample 3	Harmful in contact with skin.
	Sample 4	Harmful in contact with skin.
<b>Eye contact</b>	: Sample 1	Causes serious eye irritation.
	Sample 2	Causes serious eye irritation.
	Sample 3	Causes serious eye irritation.
	Sample 4	Causes serious eye irritation.

### Symptoms related to the physical, chemical and toxicological characteristics

<b>Inhalation</b>	: Sample 1	No specific data.
	Sample 2	No specific data.
	Sample 3	No specific data.
	Sample 4	No specific data.

## SECTION 11: Toxicological information

<b>Ingestion</b>	: Sample 1	No specific data.
	Sample 2	No specific data.
	Sample 3	No specific data.
	Sample 4	No specific data.
<b>Skin contact</b>	: Sample 1	No specific data.
	Sample 2	No specific data.
	Sample 3	No specific data.
	Sample 4	No specific data.
<b>Eye contact</b>	: Sample 1	Adverse symptoms may include the following: pain or irritation watering redness
	Sample 2	Adverse symptoms may include the following: pain or irritation watering redness
	Sample 3	Adverse symptoms may include the following: pain or irritation watering redness
	Sample 4	Adverse symptoms may include the following: pain or irritation watering redness

### Delayed and immediate effects as well as chronic effects from short and long-term exposure

#### Short term exposure

**Potential immediate effects** : Not available.

**Potential delayed effects** : Not available.

#### Long term exposure

**Potential immediate effects** : Not available.

**Potential delayed effects** : Not available.

### Potential chronic health effects

**Conclusion/Summary** : Not available.

<b>General</b>	: Sample 1	No known significant effects or critical hazards.
	Sample 2	No known significant effects or critical hazards.
	Sample 3	No known significant effects or critical hazards.
	Sample 4	No known significant effects or critical hazards.
<b>Carcinogenicity</b>	: Sample 1	No known significant effects or critical hazards.
	Sample 2	No known significant effects or critical hazards.
	Sample 3	No known significant effects or critical hazards.
	Sample 4	No known significant effects or critical hazards.
<b>Mutagenicity</b>	: Sample 1	No known significant effects or critical hazards.
	Sample 2	No known significant effects or critical hazards.
	Sample 3	No known significant effects or critical hazards.
	Sample 4	No known significant effects or critical hazards.
<b>Reproductive toxicity</b>	: Sample 1	No known significant effects or critical hazards.
	Sample 2	No known significant effects or critical hazards.
	Sample 3	No known significant effects or critical hazards.
	Sample 4	No known significant effects or critical hazards.

## SECTION 11: Toxicological information

<b>Other information</b>	: Sample 1	Adverse symptoms include the following: May cause headache, weakness, dizziness, shortness of breath, cyanosis, rapid heart beat, unconsciousness and possible death.
	Sample 2	Adverse symptoms include the following: May cause headache, weakness, dizziness, shortness of breath, cyanosis, rapid heart beat, unconsciousness and possible death.
	Sample 3	Adverse symptoms include the following: May cause headache, weakness, dizziness, shortness of breath, cyanosis, rapid heart beat, unconsciousness and possible death.
	Sample 4	Adverse symptoms include the following: May cause headache, weakness, dizziness, shortness of breath, cyanosis, rapid heart beat, unconsciousness and possible death.

## SECTION 12: Ecological information

### 12.1 Toxicity

Product/ingredient name	Result	Species	Exposure
<b>Sample 1</b> acetonitrile	Acute IC50 3685000 µg/l Fresh water	Aquatic plants - Duckweed - <i>Lemna minor</i>	96 hours
	Acute LC50 3600000 µg/l Fresh water	Daphnia - Water flea - <i>Daphnia magna</i>	48 hours
	Acute LC50 1000000 µg/l Fresh water	Fish - Fathead minnow - <i>Pimephales promelas</i>	96 hours
	Chronic NOEC 1000000 µg/l Fresh water	Aquatic plants - Duckweed - <i>Lemna minor</i>	96 hours
	Chronic NOEC 160000 µg/l Fresh water	Daphnia - Water flea - <i>Daphnia magna</i>	21 days
<b>Sample 2</b> acetonitrile	Acute IC50 3685000 µg/l Fresh water	Aquatic plants - Duckweed - <i>Lemna minor</i>	96 hours
	Acute LC50 3600000 µg/l Fresh water	Daphnia - Water flea - <i>Daphnia magna</i>	48 hours
	Acute LC50 1000000 µg/l Fresh water	Fish - Fathead minnow - <i>Pimephales promelas</i>	96 hours
	Chronic NOEC 1000000 µg/l Fresh water	Aquatic plants - Duckweed - <i>Lemna minor</i>	96 hours
	Chronic NOEC 160000 µg/l Fresh water	Daphnia - Water flea - <i>Daphnia magna</i>	21 days
<b>Sample 3</b> acetonitrile	Acute IC50 3685000 µg/l Fresh water	Aquatic plants - Duckweed - <i>Lemna minor</i>	96 hours
	Acute LC50 3600000 µg/l Fresh water	Daphnia - Water flea - <i>Daphnia magna</i>	48 hours
	Acute LC50 1000000 µg/l Fresh water	Fish - Fathead minnow - <i>Pimephales promelas</i>	96 hours
	Chronic NOEC 1000000 µg/l Fresh water	Aquatic plants - Duckweed - <i>Lemna minor</i>	96 hours
	Chronic NOEC 160000 µg/l Fresh water	Daphnia - Water flea - <i>Daphnia magna</i>	21 days
<b>Sample 4</b> acetonitrile	Acute IC50 3685000 µg/l Fresh water	Aquatic plants - Duckweed - <i>Lemna minor</i>	96 hours
	Acute LC50 3600000 µg/l Fresh water	Daphnia - Water flea - <i>Daphnia magna</i>	48 hours
	Acute LC50 1000000 µg/l Fresh water	Fish - Fathead minnow -	96 hours

RapidFire SAT Plate, Part Number G9203-60002

## SECTION 12: Ecological information

	Chronic NOEC 1000000 µg/l Fresh water	<i>Pimephales promelas</i> Aquatic plants - Duckweed - <i>Lemna minor</i>	96 hours
	Chronic NOEC 160000 µg/l Fresh water	Daphnia - Water flea - <i>Daphnia magna</i>	21 days

**Conclusion/Summary** : Not available.

### 12.2 Persistence and degradability

Product/ingredient name	Test	Result	Dose	Inoculum
<b>Sample 1</b> acetonitrile	OECD 310 Ready Biodegradability - CO2 in Sealed Vessels (Headspace Test)	70 % - Readily - 21 days	-	Activated sludge
<b>Sample 2</b> acetonitrile	OECD 310 Ready Biodegradability - CO2 in Sealed Vessels (Headspace Test)	70 % - Readily - 21 days	-	Activated sludge
<b>Sample 3</b> acetonitrile	OECD 310 Ready Biodegradability - CO2 in Sealed Vessels (Headspace Test)	70 % - Readily - 21 days	-	Activated sludge
<b>Sample 4</b> acetonitrile	OECD 310 Ready Biodegradability - CO2 in Sealed Vessels (Headspace Test)	70 % - Readily - 21 days	-	Activated sludge

**Conclusion/Summary** : Not available.

Product/ingredient name	Aquatic half-life	Photolysis	Biodegradability
<b>Sample 1</b> acetonitrile	-	-	Readily
<b>Sample 2</b> acetonitrile	-	-	Readily
<b>Sample 3</b> acetonitrile	-	-	Readily
<b>Sample 4</b> acetonitrile	-	-	Readily

### 12.3 Bioaccumulative potential

RapidFire SAT Plate, Part Number G9203-60002

## SECTION 12: Ecological information

Product/ingredient name	LogP <sub>ow</sub>	BCF	Potential
<b>Sample 1</b> acetonitrile	-0.34	3	Low
<b>Sample 2</b> acetonitrile	-0.34	3	Low
<b>Sample 3</b> acetonitrile	-0.34	3	Low
<b>Sample 4</b> acetonitrile	-0.34	3	Low

### 12.4 Mobility in soil

**Soil/water partition coefficient (K<sub>oc</sub>)** : Not available.

**Mobility** : Not available.

### 12.5 Results of PBT and vPvB assessment

This mixture does not contain any substances that are assessed to be a PBT or a vPvB.

**12.6 Other adverse effects** : No known significant effects or critical hazards.

## SECTION 13: Disposal considerations

### 13.1 Waste treatment methods

#### Product

**Methods of disposal** : The generation of waste should be avoided or minimised wherever possible. Disposal of this product, solutions and any by-products should at all times comply with the requirements of environmental protection and waste disposal legislation and any regional local authority requirements. Dispose of surplus and non-recyclable products via a licensed waste disposal contractor. Waste should not be disposed of untreated to the sewer unless fully compliant with the requirements of all authorities with jurisdiction.

**Hazardous waste** : The classification of the product may meet the criteria for a hazardous waste.

#### Packaging

**Methods of disposal** : The generation of waste should be avoided or minimised wherever possible. Waste packaging should be recycled. Incineration or landfill should only be considered when recycling is not feasible.




**Special precautions** : This material and its container must be disposed of in a safe way. Care should be taken when handling emptied containers that have not been cleaned or rinsed out. Empty containers or liners may retain some product residues. Vapour from product residues may create a highly flammable or explosive atmosphere inside the container. Do not cut, weld or grind used containers unless they have been cleaned thoroughly internally. Avoid dispersal of spill material and runoff and contact with soil, waterways, drains and sewers.

## SECTION 14: Transport information

	ADR/RID	IMDG	IATA
<b>14.1 UN number</b>	UN1648	UN1648	UN1648
<b>14.2 UN proper shipping name</b>	ACETONITRILE solution	ACETONITRILE solution	Acetonitrile solution

RapidFire SAT Plate, Part Number G9203-60002

## SECTION 14: Transport information

14.3 Transport hazard class(es)	3 	3 	3 
14.4 Packing group	II	II	II
14.5 Environmental hazards	No.	No.	No.

### Additional information

Remarks: Excepted Quantity

**ADR/RID** : **Hazard identification number** 33  
**Limited quantity** 1 L  
**Tunnel code** (D/E)

**IMDG** : **Emergency schedules** F-E, S-D

**IATA** : **Quantity limitation** Passenger and Cargo Aircraft: 5 L. Packaging instructions: 353. Cargo Aircraft Only: 60 L. Packaging instructions: 364. Limited Quantities - Passenger Aircraft: 1 L. Packaging instructions: Y341.

**14.6 Special precautions for user** : **Transport within user's premises:** always transport in closed containers that are upright and secure. Ensure that persons transporting the product know what to do in the event of an accident or spillage.

**14.7 Transport in bulk according to IMO instruments** : Not available.

## SECTION 15: Regulatory information

### 15.1 Safety, health and environmental regulations/legislation specific for the substance or mixture

#### UK (GB)/REACH

##### Annex XIV - List of substances subject to authorisation

###### Annex XIV

None of the components are listed.

###### Substances of very high concern

None of the components are listed.

###### Ozone depleting substances

Not listed.

###### Prior Informed Consent (PIC)

Not listed.

###### Persistent Organic Pollutants

Not listed.

**Annex XVII - Restrictions on the manufacture, placing on the market and use of certain dangerous substances, mixtures and articles**

RapidFire SAT Plate, Part Number G9203-60002

## SECTION 15: Regulatory information

Product / Ingredient name	Identifiers	Status
<b>Sample 1</b> Sample 1	-	3
<b>Sample 2</b> Sample 2	-	3
<b>Sample 3</b> Sample 3	-	3
<b>Sample 4</b> Sample 4	-	3

**Label** : Sample 1 Not applicable.  
 Sample 2 Not applicable.  
 Sample 3 Not applicable.  
 Sample 4 Not applicable.

### Seveso Directive

This product is controlled under the Seveso Directive.

### Danger criteria

Category
<b>Sample 1</b> P5c
<b>Sample 2</b> P5c
<b>Sample 3</b> P5c
<b>Sample 4</b> P5c

### EU regulations

**Industrial emissions (integrated pollution prevention and control) - Air** : Listed

**Industrial emissions (integrated pollution prevention and control) - Water** : Listed

**15.2 Chemical safety assessment** : This product contains substances for which Chemical Safety Assessments might still be required.

### International regulations

#### Chemical Weapon Convention List Schedules I, II & III Chemicals

Not listed.

#### Montreal Protocol

Not listed.

#### Stockholm Convention on Persistent Organic Pollutants

Not listed.

#### Rotterdam Convention on Prior Informed Consent (PIC)

Not listed.

#### UNECE Aarhus Protocol on POPs and Heavy Metals

Not listed.

RapidFire SAT Plate, Part Number G9203-60002

## SECTION 15: Regulatory information

### Inventory list

United States : Not determined.

## SECTION 16: Other information

✔ Indicates information that has changed from previously issued version.

### Abbreviations and acronyms

: ATE = Acute Toxicity Estimate  
 CLP = Classification, Labelling and Packaging Regulation [Regulation (EC) No. 1272/2008]  
 DMEL = Derived Minimal Effect Level  
 DNEL = Derived No Effect Level  
 EUH statement = CLP-specific Hazard statement  
 N/A = Not available  
 PBT = Persistent, Bioaccumulative and Toxic  
 PNEC = Predicted No Effect Concentration  
 RRN = REACH Registration Number  
 vPvB = Very Persistent and Very Bioaccumulative

### Procedure used to derive the classification

Classification	Justification
<b>Sample 1</b> Flam. Liq. 2, H225 Acute Tox. 4, H302 Acute Tox. 4, H312 Acute Tox. 4, H332 Eye Irrit. 2, H319	On basis of test data Calculation method Calculation method Calculation method Calculation method
<b>Sample 2</b> Flam. Liq. 2, H225 Acute Tox. 4, H302 Acute Tox. 4, H312 Acute Tox. 4, H332 Eye Irrit. 2, H319	On basis of test data Calculation method Calculation method Calculation method Calculation method
<b>Sample 3</b> Flam. Liq. 2, H225 Acute Tox. 4, H302 Acute Tox. 4, H312 Acute Tox. 4, H332 Eye Irrit. 2, H319	On basis of test data Calculation method Calculation method Calculation method Calculation method
<b>Sample 4</b> Flam. Liq. 2, H225 Acute Tox. 4, H302 Acute Tox. 4, H312 Acute Tox. 4, H332 Eye Irrit. 2, H319	On basis of test data Calculation method Calculation method Calculation method Calculation method

### Full text of abbreviated H statements

<b>Sample 1</b>	
H225	Highly flammable liquid and vapour.
H302	Harmful if swallowed.
H312	Harmful in contact with skin.
H319	Causes serious eye irritation.
H332	Harmful if inhaled.
<b>Sample 2</b>	
H225	Highly flammable liquid and vapour.
H302	Harmful if swallowed.
H312	Harmful in contact with skin.
H319	Causes serious eye irritation.
H332	Harmful if inhaled.

**SECTION 16: Other information**

**Sample 3**

H225 Highly flammable liquid and vapour.  
 H302 Harmful if swallowed.  
 H312 Harmful in contact with skin.  
 H319 Causes serious eye irritation.  
 H332 Harmful if inhaled.

**Sample 4**

H225 Highly flammable liquid and vapour.  
 H302 Harmful if swallowed.  
 H312 Harmful in contact with skin.  
 H319 Causes serious eye irritation.  
 H332 Harmful if inhaled.

Full text of classifications

**Sample 1**

Acute Tox. 4 ACUTE TOXICITY - Category 4  
 Eye Irrit. 2 SERIOUS EYE DAMAGE/EYE IRRITATION - Category 2  
 Flam. Liq. 2 FLAMMABLE LIQUIDS - Category 2

**Sample 2**

Acute Tox. 4 ACUTE TOXICITY - Category 4  
 Eye Irrit. 2 SERIOUS EYE DAMAGE/EYE IRRITATION - Category 2  
 Flam. Liq. 2 FLAMMABLE LIQUIDS - Category 2

**Sample 3**

Acute Tox. 4 ACUTE TOXICITY - Category 4  
 Eye Irrit. 2 SERIOUS EYE DAMAGE/EYE IRRITATION - Category 2  
 Flam. Liq. 2 FLAMMABLE LIQUIDS - Category 2

**Sample 4**

Acute Tox. 4 ACUTE TOXICITY - Category 4  
 Eye Irrit. 2 SERIOUS EYE DAMAGE/EYE IRRITATION - Category 2  
 Flam. Liq. 2 FLAMMABLE LIQUIDS - Category 2

**Date of issue/ Date of revision** : 01/08/2023

**Date of previous issue** : No previous validation

**Version** : 1

Notice to reader

**Disclaimer:** The information contained in this document is based on Agilent’s state of knowledge at the time of preparation. No warranty as to its accurateness, completeness or suitability for a particular purpose is expressed or implied.