

# SAFETY DATA SHEET



API-TOF Reference Mix, Part Number G1969-85001

## SECTION 1: Identification of the substance/mixture and of the company/undertaking

### 1.1 Product identifier

**Product name** : API-TOF Reference Mix, Part Number G1969-85001  
**Part no. (chemical kit)** : G1969-85001  
**Part no.** : Ampoule 1 Not available.  
Ampoule 2 Not available.  
Ampoule 3 Not available.

### 1.2 Relevant identified uses of the substance or mixture and uses advised against

**Material uses** :  Reagents and Standards for Analytical Chemistry Laboratory Use  
Ampoule 1 2.2 ml  
Ampoule 2 2.2 ml  
Ampoule 3 2.2 ml

### 1.3 Details of the supplier of the safety data sheet

Agilent Technologies Manufacturing GmbH & Co. KG  
Hewlett-Packard-Str. 8  
76337 Waldbronn  
Germany  
0800 603 1000

**e-mail address of person responsible for this SDS** : pdl-msds\_author@agilent.com

### 1.4 Emergency telephone number

**Emergency telephone number (with hours of operation)** : CHEMTREC®: +(44)-870-8200418

## SECTION 2: Hazards identification

### 2.1 Classification of the substance or mixture

**Product definition** :  Ampoule 1 Mixture  
Ampoule 2 Mixture  
Ampoule 3 Mixture

#### Classification according to Regulation (EC) No. 1272/2008 [CLP/GHS]

##### Ampoule 1

H225 FLAMMABLE LIQUIDS - Category 2  
H302 ACUTE TOXICITY (oral) - Category 4  
H312 ACUTE TOXICITY (dermal) - Category 4  
H332 ACUTE TOXICITY (inhalation) - Category 4  
H319 SERIOUS EYE DAMAGE/EYE IRRITATION - Category 2

##### Ampoule 2

H225 FLAMMABLE LIQUIDS - Category 2  
H302 ACUTE TOXICITY (oral) - Category 4  
H312 ACUTE TOXICITY (dermal) - Category 4  
H332 ACUTE TOXICITY (inhalation) - Category 4  
H319 SERIOUS EYE DAMAGE/EYE IRRITATION - Category 2

##### Ampoule 3

H225 FLAMMABLE LIQUIDS - Category 2  
H302 ACUTE TOXICITY (oral) - Category 4

**Date of issue/Date of revision** : 23/05/2018

API-TOF Reference Mix, Part Number G1969-85001




## SECTION 2: Hazards identification

H312	ACUTE TOXICITY (dermal) - Category 4
H332	ACUTE TOXICITY (inhalation) - Category 4
H319	SERIOUS EYE DAMAGE/EYE IRRITATION - Category 2

See Section 16 for the full text of the H statements declared above.

See Section 11 for more detailed information on health effects and symptoms.

### 2.2 Label elements

<b>Hazard pictograms</b>	: Ampoule 1	
	Ampoule 2	
	Ampoule 3	
<b>Signal word</b>	: Ampoule 1 Ampoule 2 Ampoule 3	Danger Danger Danger
<b>Hazard statements</b>	: Ampoule 1	H225 - Highly flammable liquid and vapour. H302 + H312 + H332 - Harmful if swallowed, in contact with skin or if inhaled.
	Ampoule 2	H319 - Causes serious eye irritation. H225 - Highly flammable liquid and vapour. H302 + H312 + H332 - Harmful if swallowed, in contact with skin or if inhaled.
	Ampoule 3	H319 - Causes serious eye irritation. H225 - Highly flammable liquid and vapour. H302 + H312 + H332 - Harmful if swallowed, in contact with skin or if inhaled.
<b>Precautionary statements</b>		
<b>Prevention</b>	: Ampoule 1	P280 - Wear protective gloves. Wear protective clothing. Wear eye or face protection. P210 - Keep away from heat, hot surfaces, sparks, open flames and other ignition sources. No smoking.
	Ampoule 2	P280 - Wear protective gloves. Wear protective clothing. Wear eye or face protection. P210 - Keep away from heat, hot surfaces, sparks, open flames and other ignition sources. No smoking.
	Ampoule 3	P280 - Wear protective gloves. Wear protective clothing. Wear eye or face protection. P210 - Keep away from heat, hot surfaces, sparks, open flames and other ignition sources. No smoking.
<b>Response</b>	: Ampoule 1	P304 + P340 - IF INHALED: Remove person to fresh air and keep comfortable for breathing. P303 + P361 + P353 - IF ON SKIN (or hair): Take off immediately all contaminated clothing. Rinse skin with water.
	Ampoule 2	P304 + P340 - IF INHALED: Remove person to fresh air and keep comfortable for breathing. P303 + P361 + P353 - IF ON SKIN (or hair): Take off immediately all contaminated clothing. Rinse skin with water.

API-TOF Reference Mix, Part Number G1969-85001

## SECTION 2: Hazards identification

	Ampoule 3	P304 + P340 - IF INHALED: Remove person to fresh air and keep comfortable for breathing. P303 + P361 + P353 - IF ON SKIN (or hair): Take off immediately all contaminated clothing. Rinse skin with water.
<b>Storage</b>	: <input checked="" type="checkbox"/> Ampoule 1 Ampoule 2 Ampoule 3	Not applicable. Not applicable. Not applicable.
<b>Disposal</b>	: <input checked="" type="checkbox"/> Ampoule 1  Ampoule 2  Ampoule 3	P501 - Dispose of contents and container in accordance with all local, regional, national and international regulations. P501 - Dispose of contents and container in accordance with all local, regional, national and international regulations. P501 - Dispose of contents and container in accordance with all local, regional, national and international regulations.
<b>Hazardous ingredients</b>	: Ampoule 1 Ampoule 2 Ampoule 3	- acetonitrile - acetonitrile - acetonitrile
<b>Supplemental label elements</b>	: Ampoule 1 Ampoule 2 Ampoule 3	Not applicable. Not applicable. Not applicable.
<b>Annex XVII - Restrictions on the manufacture, placing on the market and use of certain dangerous substances, mixtures and articles</b>	: Ampoule 1 Ampoule 2 Ampoule 3	Not applicable. Not applicable. Not applicable.
<b><u>Special packaging requirements</u></b>		
<b>Tactile warning of danger</b>	: Ampoule 1 Ampoule 2 Ampoule 3	Not applicable. Not applicable. Not applicable.

### 2.3 Other hazards

<b>Other hazards which do not result in classification</b>	: Ampoule 1 Ampoule 2 Ampoule 3	None known. None known. None known.
--	---------------------------------------	---

## SECTION 3: Composition/information on ingredients

<b>3.1 Substances</b>	: <input checked="" type="checkbox"/> Ampoule 1 Ampoule 2 Ampoule 3	Mixture Mixture Mixture
-----------------------	---	-------------------------------

Product/ingredient name	Identifiers	%	Regulation (EC) No. 1272/2008 [CLP]	Type
<b>Ampoule 1</b> Acetonitrile	EC: 200-835-2 CAS: 75-05-8 Index: 608-001-00-3	≥90	Flam. Liq. 2, H225 Acute Tox. 4, H302 Acute Tox. 4, H312 Acute Tox. 4, H332 Eye Irrit. 2, H319	[1] [2]
<b>Ampoule 2</b> Acetonitrile	EC: 200-835-2 CAS: 75-05-8 Index: 608-001-00-3	≥90	Flam. Liq. 2, H225 Acute Tox. 4, H302 Acute Tox. 4, H312 Acute Tox. 4, H332 Eye Irrit. 2, H319	[1] [2]
<b>Ampoule 3</b> Acetonitrile	EC: 200-835-2	≥90	Flam. Liq. 2, H225	[1] [2]

**Date of issue/Date of revision** : 23/05/2018

API-TOF Reference Mix, Part Number G1969-85001

### SECTION 3: Composition/information on ingredients

	CAS: 75-05-8 Index: 608-001-00-3		Acute Tox. 4, H302 Acute Tox. 4, H312 Acute Tox. 4, H332 Eye Irrit. 2, H319  <b>See Section 16 for the full text of the H statements declared above.</b>
--	-------------------------------------	--	---

There are no additional ingredients present which, within the current knowledge of the supplier and in the concentrations applicable, are classified as hazardous to health or the environment and hence require reporting in this section.

#### Type

- [1] Substance classified with a health or environmental hazard
- [2] Substance with a workplace exposure limit
- [3] Substance meets the criteria for PBT according to Regulation (EC) No. 1907/2006, Annex XIII
- [4] Substance meets the criteria for vPvB according to Regulation (EC) No. 1907/2006, Annex XIII
- [5] Substance of equivalent concern
- [6] Additional disclosure due to company policy

### SECTION 4: First aid measures

#### 4.1 Description of first aid measures

<b>Eye contact</b>	: Ampoule 1	Immediately flush eyes with plenty of water, occasionally lifting the upper and lower eyelids. Check for and remove any contact lenses. Continue to rinse for at least 10 minutes. Get medical attention.
	Ampoule 2	Immediately flush eyes with plenty of water, occasionally lifting the upper and lower eyelids. Check for and remove any contact lenses. Continue to rinse for at least 10 minutes. Get medical attention.
	Ampoule 3	Immediately flush eyes with plenty of water, occasionally lifting the upper and lower eyelids. Check for and remove any contact lenses. Continue to rinse for at least 10 minutes. Get medical attention.
<b>Inhalation</b>	: Ampoule 1	Remove victim to fresh air and keep at rest in a position comfortable for breathing. If it is suspected that fumes are still present, the rescuer should wear an appropriate mask or self-contained breathing apparatus. If not breathing, if breathing is irregular or if respiratory arrest occurs, provide artificial respiration or oxygen by trained personnel. It may be dangerous to the person providing aid to give mouth-to-mouth resuscitation. Get medical attention if adverse health effects persist or are severe. If necessary, call a poison center or physician. If unconscious, place in recovery position and get medical attention immediately. Maintain an open airway. Loosen tight clothing such as a collar, tie, belt or waistband. In case of inhalation of decomposition products in a fire, symptoms may be delayed. The exposed person may need to be kept under medical surveillance for 48 hours.
	Ampoule 2	Remove victim to fresh air and keep at rest in a position comfortable for breathing. If it is suspected that fumes are still present, the rescuer should wear an appropriate mask or self-contained breathing apparatus. If not breathing, if breathing is irregular or if respiratory arrest occurs, provide artificial respiration or oxygen by trained personnel. It may be dangerous to the person providing aid to give mouth-to-mouth resuscitation. Get medical attention if adverse health effects persist or are severe. If necessary, call a poison center or physician. If unconscious, place in recovery position and get medical attention immediately. Maintain an open airway. Loosen tight clothing such as a collar, tie, belt

## SECTION 4: First aid measures

or waistband. In case of inhalation of decomposition products in a fire, symptoms may be delayed. The exposed person may need to be kept under medical surveillance for 48 hours.

Ampoule 3

Remove victim to fresh air and keep at rest in a position comfortable for breathing. If it is suspected that fumes are still present, the rescuer should wear an appropriate mask or self-contained breathing apparatus. If not breathing, if breathing is irregular or if respiratory arrest occurs, provide artificial respiration or oxygen by trained personnel. It may be dangerous to the person providing aid to give mouth-to-mouth resuscitation. Get medical attention if adverse health effects persist or are severe. If necessary, call a poison center or physician. If unconscious, place in recovery position and get medical attention immediately. Maintain an open airway. Loosen tight clothing such as a collar, tie, belt or waistband. In case of inhalation of decomposition products in a fire, symptoms may be delayed. The exposed person may need to be kept under medical surveillance for 48 hours.

### Skin contact

: Ampoule 1

Wash with plenty of soap and water. Remove contaminated clothing and shoes. Wash contaminated clothing thoroughly with water before removing it, or wear gloves. Continue to rinse for at least 10 minutes. Get medical attention if adverse health effects persist or are severe. If necessary, call a poison center or physician. Wash clothing before reuse. Clean shoes thoroughly before reuse.

Ampoule 2

Wash with plenty of soap and water. Remove contaminated clothing and shoes. Wash contaminated clothing thoroughly with water before removing it, or wear gloves. Continue to rinse for at least 10 minutes. Get medical attention if adverse health effects persist or are severe. If necessary, call a poison center or physician. Wash clothing before reuse. Clean shoes thoroughly before reuse.

Ampoule 3

Wash with plenty of soap and water. Remove contaminated clothing and shoes. Wash contaminated clothing thoroughly with water before removing it, or wear gloves. Continue to rinse for at least 10 minutes. Get medical attention if adverse health effects persist or are severe. If necessary, call a poison center or physician. Wash clothing before reuse. Clean shoes thoroughly before reuse.

### Ingestion

: Ampoule 1

Wash out mouth with water. Remove dentures if any. Remove victim to fresh air and keep at rest in a position comfortable for breathing. If material has been swallowed and the exposed person is conscious, give small quantities of water to drink. Stop if the exposed person feels sick as vomiting may be dangerous. Do not induce vomiting unless directed to do so by medical personnel. If vomiting occurs, the head should be kept low so that vomit does not enter the lungs. Get medical attention. If necessary, call a poison center or physician. Never give anything by mouth to an unconscious person. If unconscious, place in recovery position and get medical attention immediately. Maintain an open airway. Loosen tight clothing such as a collar, tie, belt or waistband.

Ampoule 2

Wash out mouth with water. Remove dentures if any. Remove victim to fresh air and keep at rest in a position comfortable for breathing. If material has been swallowed and the exposed person is conscious, give small quantities of water to drink. Stop if the exposed person feels sick as vomiting may be dangerous. Do not induce vomiting unless

## SECTION 4: First aid measures

directed to do so by medical personnel. If vomiting occurs, the head should be kept low so that vomit does not enter the lungs. Get medical attention. If necessary, call a poison center or physician. Never give anything by mouth to an unconscious person. If unconscious, place in recovery position and get medical attention immediately. Maintain an open airway. Loosen tight clothing such as a collar, tie, belt or waistband.

Ampoule 3

Wash out mouth with water. Remove dentures if any. Remove victim to fresh air and keep at rest in a position comfortable for breathing. If material has been swallowed and the exposed person is conscious, give small quantities of water to drink. Stop if the exposed person feels sick as vomiting may be dangerous. Do not induce vomiting unless directed to do so by medical personnel. If vomiting occurs, the head should be kept low so that vomit does not enter the lungs. Get medical attention. If necessary, call a poison center or physician. Never give anything by mouth to an unconscious person. If unconscious, place in recovery position and get medical attention immediately. Maintain an open airway. Loosen tight clothing such as a collar, tie, belt or waistband.

**Protection of first-aiders** : Ampoule 1

No action shall be taken involving any personal risk or without suitable training. If it is suspected that fumes are still present, the rescuer should wear an appropriate mask or self-contained breathing apparatus. It may be dangerous to the person providing aid to give mouth-to-mouth resuscitation. Wash contaminated clothing thoroughly with water before removing it, or wear gloves.

Ampoule 2

No action shall be taken involving any personal risk or without suitable training. If it is suspected that fumes are still present, the rescuer should wear an appropriate mask or self-contained breathing apparatus. It may be dangerous to the person providing aid to give mouth-to-mouth resuscitation. Wash contaminated clothing thoroughly with water before removing it, or wear gloves.

Ampoule 3

No action shall be taken involving any personal risk or without suitable training. If it is suspected that fumes are still present, the rescuer should wear an appropriate mask or self-contained breathing apparatus. It may be dangerous to the person providing aid to give mouth-to-mouth resuscitation. Wash contaminated clothing thoroughly with water before removing it, or wear gloves.

### 4.2 Most important symptoms and effects, both acute and delayed

#### Potential acute health effects

<b>Eye contact</b>	: Ampoule 1 Ampoule 2 Ampoule 3	Causes serious eye irritation. Causes serious eye irritation. Causes serious eye irritation.
<b>Inhalation</b>	: Ampoule 1 Ampoule 2 Ampoule 3	Harmful if inhaled. Harmful if inhaled. Harmful if inhaled.
<b>Skin contact</b>	: Ampoule 1 Ampoule 2 Ampoule 3	Harmful in contact with skin. Harmful in contact with skin. Harmful in contact with skin.
<b>Ingestion</b>	: Ampoule 1 Ampoule 2 Ampoule 3	Harmful if swallowed. Harmful if swallowed. Harmful if swallowed.

#### Over-exposure signs/symptoms

## SECTION 4: First aid measures

<b>Eye contact</b>	: Ampoule 1	Adverse symptoms may include the following: pain or irritation watering redness
	Ampoule 2	Adverse symptoms may include the following: pain or irritation watering redness
	Ampoule 3	Adverse symptoms may include the following: pain or irritation watering redness
<b>Inhalation</b>	: Ampoule 1	No specific data.
	Ampoule 2	No specific data.
	Ampoule 3	No specific data.
<b>Skin contact</b>	: Ampoule 1	No specific data.
	Ampoule 2	No specific data.
	Ampoule 3	No specific data.
<b>Ingestion</b>	: Ampoule 1	No specific data.
	Ampoule 2	No specific data.
	Ampoule 3	No specific data.

### 4.3 Indication of any immediate medical attention and special treatment needed

<b>Notes to physician</b>	: Ampoule 1	In case of inhalation of decomposition products in a fire, symptoms may be delayed. The exposed person may need to be kept under medical surveillance for 48 hours.
	Ampoule 2	In case of inhalation of decomposition products in a fire, symptoms may be delayed. The exposed person may need to be kept under medical surveillance for 48 hours.
	Ampoule 3	In case of inhalation of decomposition products in a fire, symptoms may be delayed. The exposed person may need to be kept under medical surveillance for 48 hours.
<b>Specific treatments</b>	: Ampoule 1	No specific treatment.
	Ampoule 2	No specific treatment.
	Ampoule 3	No specific treatment.

## SECTION 5: Firefighting measures

### 5.1 Extinguishing media

<b>Suitable extinguishing media</b>	: Ampoule 1	Use dry chemical, CO <sub>2</sub> , water spray (fog) or foam.
	Ampoule 2	Use dry chemical, CO <sub>2</sub> , water spray (fog) or foam.
	Ampoule 3	Use dry chemical, CO <sub>2</sub> , water spray (fog) or foam.
<b>Unsuitable extinguishing media</b>	: Ampoule 1	Do not use water jet.
	Ampoule 2	Do not use water jet.
	Ampoule 3	Do not use water jet.

### 5.2 Special hazards arising from the substance or mixture

<b>Hazards from the substance or mixture</b>	: Ampoule 1	Highly flammable liquid and vapour. Runoff to sewer may create fire or explosion hazard. In a fire or if heated, a pressure increase will occur and the container may burst, with the risk of a subsequent explosion.
	Ampoule 2	Highly flammable liquid and vapour. Runoff to sewer may create fire or explosion hazard. In a fire or if heated, a pressure increase will occur and the container may burst, with the risk of a subsequent explosion.
	Ampoule 3	Highly flammable liquid and vapour. Runoff to sewer may create fire or explosion hazard. In a fire or if heated, a pressure increase will occur and the container may burst,

## SECTION 5: Firefighting measures

**Hazardous combustion products** : Ampoule 1

with the risk of a subsequent explosion.

Decomposition products may include the following materials:  
carbon dioxide  
carbon monoxide  
nitrogen oxides  
cyanides

Ampoule 2

Decomposition products may include the following materials:  
carbon dioxide  
carbon monoxide  
nitrogen oxides  
cyanides

Ampoule 3

Decomposition products may include the following materials:  
carbon dioxide  
carbon monoxide  
nitrogen oxides  
cyanides

### 5.3 Advice for firefighters

**Special precautions for fire-fighters** : Ampoule 1

Promptly isolate the scene by removing all persons from the vicinity of the incident if there is a fire. No action shall be taken involving any personal risk or without suitable training. Move containers from fire area if this can be done without risk. Use water spray to keep fire-exposed containers cool.

Ampoule 2

Promptly isolate the scene by removing all persons from the vicinity of the incident if there is a fire. No action shall be taken involving any personal risk or without suitable training. Move containers from fire area if this can be done without risk. Use water spray to keep fire-exposed containers cool.

Ampoule 3

Promptly isolate the scene by removing all persons from the vicinity of the incident if there is a fire. No action shall be taken involving any personal risk or without suitable training. Move containers from fire area if this can be done without risk. Use water spray to keep fire-exposed containers cool.

**Special protective equipment for fire-fighters** : Ampoule 1

Fire-fighters should wear appropriate protective equipment and self-contained breathing apparatus (SCBA) with a full face-piece operated in positive pressure mode. Clothing for fire-fighters (including helmets, protective boots and gloves) conforming to European standard EN 469 will provide a basic level of protection for chemical incidents.

Ampoule 2

Fire-fighters should wear appropriate protective equipment and self-contained breathing apparatus (SCBA) with a full face-piece operated in positive pressure mode. Clothing for fire-fighters (including helmets, protective boots and gloves) conforming to European standard EN 469 will provide a basic level of protection for chemical incidents.

Ampoule 3

Fire-fighters should wear appropriate protective equipment and self-contained breathing apparatus (SCBA) with a full face-piece operated in positive pressure mode. Clothing for fire-fighters (including helmets, protective boots and gloves) conforming to European standard EN 469 will provide a basic level of protection for chemical incidents.

## SECTION 6: Accidental release measures

### 6.1 Personal precautions, protective equipment and emergency procedures



## SECTION 6: Accidental release measures

<b>For non-emergency personnel</b>	: Ampoule 1	No action shall be taken involving any personal risk or without suitable training. Evacuate surrounding areas. Keep unnecessary and unprotected personnel from entering. Do not touch or walk through spilled material. Shut off all ignition sources. No flares, smoking or flames in hazard area. Avoid breathing vapour or mist. Provide adequate ventilation. Wear appropriate respirator when ventilation is inadequate. Put on appropriate personal protective equipment.
	Ampoule 2	No action shall be taken involving any personal risk or without suitable training. Evacuate surrounding areas. Keep unnecessary and unprotected personnel from entering. Do not touch or walk through spilled material. Shut off all ignition sources. No flares, smoking or flames in hazard area. Avoid breathing vapour or mist. Provide adequate ventilation. Wear appropriate respirator when ventilation is inadequate. Put on appropriate personal protective equipment.
	Ampoule 3	No action shall be taken involving any personal risk or without suitable training. Evacuate surrounding areas. Keep unnecessary and unprotected personnel from entering. Do not touch or walk through spilled material. Shut off all ignition sources. No flares, smoking or flames in hazard area. Avoid breathing vapour or mist. Provide adequate ventilation. Wear appropriate respirator when ventilation is inadequate. Put on appropriate personal protective equipment.
<b>For emergency responders</b>	: Ampoule 1	If specialised clothing is required to deal with the spillage, take note of any information in Section 8 on suitable and unsuitable materials. See also the information in "For non-emergency personnel".
	Ampoule 2	If specialised clothing is required to deal with the spillage, take note of any information in Section 8 on suitable and unsuitable materials. See also the information in "For non-emergency personnel".
	Ampoule 3	If specialised clothing is required to deal with the spillage, take note of any information in Section 8 on suitable and unsuitable materials. See also the information in "For non-emergency personnel".
<b>6.2 Environmental precautions</b>	: Ampoule 1	Avoid dispersal of spilled material and runoff and contact with soil, waterways, drains and sewers. Inform the relevant authorities if the product has caused environmental pollution (sewers, waterways, soil or air).
	Ampoule 2	Avoid dispersal of spilled material and runoff and contact with soil, waterways, drains and sewers. Inform the relevant authorities if the product has caused environmental pollution (sewers, waterways, soil or air).
	Ampoule 3	Avoid dispersal of spilled material and runoff and contact with soil, waterways, drains and sewers. Inform the relevant authorities if the product has caused environmental pollution (sewers, waterways, soil or air).

### 6.3 Methods and material for containment and cleaning up

API-TOF Reference Mix, Part Number G1969-85001

## SECTION 6: Accidental release measures

<b>Methods for cleaning up</b>	: Ampoule 1	Stop leak if without risk. Move containers from spill area. Use spark-proof tools and explosion-proof equipment. Dilute with water and mop up if water-soluble. Alternatively, or if water-insoluble, absorb with an inert dry material and place in an appropriate waste disposal container. Dispose of via a licensed waste disposal contractor.
	Ampoule 2	Stop leak if without risk. Move containers from spill area. Use spark-proof tools and explosion-proof equipment. Dilute with water and mop up if water-soluble. Alternatively, or if water-insoluble, absorb with an inert dry material and place in an appropriate waste disposal container. Dispose of via a licensed waste disposal contractor.
	Ampoule 3	Stop leak if without risk. Move containers from spill area. Use spark-proof tools and explosion-proof equipment. Dilute with water and mop up if water-soluble. Alternatively, or if water-insoluble, absorb with an inert dry material and place in an appropriate waste disposal container. Dispose of via a licensed waste disposal contractor.

**6.4 Reference to other sections** : See Section 1 for emergency contact information.  
See Section 8 for information on appropriate personal protective equipment.  
See Section 13 for additional waste treatment information.

## SECTION 7: Handling and storage

### 7.1 Precautions for safe handling

<b>Protective measures</b>	: Ampoule 1	Put on appropriate personal protective equipment (see Section 8). Do not ingest. Avoid contact with eyes, skin and clothing. Avoid breathing vapour or mist. Use only with adequate ventilation. Wear appropriate respirator when ventilation is inadequate. Do not enter storage areas and confined spaces unless adequately ventilated. Keep in the original container or an approved alternative made from a compatible material, kept tightly closed when not in use. Store and use away from heat, sparks, open flame or any other ignition source. Use explosion-proof electrical (ventilating, lighting and material handling) equipment. Use only non-sparking tools. Take precautionary measures against electrostatic discharges. Empty containers retain product residue and can be hazardous. Do not reuse container.
	Ampoule 2	Put on appropriate personal protective equipment (see Section 8). Do not ingest. Avoid contact with eyes, skin and clothing. Avoid breathing vapour or mist. Use only with adequate ventilation. Wear appropriate respirator when ventilation is inadequate. Do not enter storage areas and confined spaces unless adequately ventilated. Keep in the original container or an approved alternative made from a compatible material, kept tightly closed when not in use. Store and use away from heat, sparks, open flame or any other ignition source. Use explosion-proof electrical (ventilating, lighting and material handling) equipment. Use only non-sparking tools. Take precautionary measures against electrostatic discharges. Empty containers retain product residue and can be hazardous. Do not reuse container.
	Ampoule 3	Put on appropriate personal protective equipment (see Section 8). Do not ingest. Avoid contact with eyes, skin and clothing. Avoid breathing vapour or mist. Use only with adequate ventilation. Wear appropriate respirator when ventilation is inadequate. Do not enter storage areas and

API-TOF Reference Mix, Part Number G1969-85001

## SECTION 7: Handling and storage

		confined spaces unless adequately ventilated. Keep in the original container or an approved alternative made from a compatible material, kept tightly closed when not in use. Store and use away from heat, sparks, open flame or any other ignition source. Use explosion-proof electrical (ventilating, lighting and material handling) equipment. Use only non-sparking tools. Take precautionary measures against electrostatic discharges. Empty containers retain product residue and can be hazardous. Do not reuse container.
<b>Advice on general occupational hygiene</b>	: Ampoule 1	Eating, drinking and smoking should be prohibited in areas where this material is handled, stored and processed. Workers should wash hands and face before eating, drinking and smoking. Remove contaminated clothing and protective equipment before entering eating areas. See also Section 8 for additional information on hygiene measures.
	Ampoule 2	Eating, drinking and smoking should be prohibited in areas where this material is handled, stored and processed. Workers should wash hands and face before eating, drinking and smoking. Remove contaminated clothing and protective equipment before entering eating areas. See also Section 8 for additional information on hygiene measures.
	Ampoule 3	Eating, drinking and smoking should be prohibited in areas where this material is handled, stored and processed. Workers should wash hands and face before eating, drinking and smoking. Remove contaminated clothing and protective equipment before entering eating areas. See also Section 8 for additional information on hygiene measures.

### 7.2 Conditions for safe storage, including any incompatibilities

<b>Storage</b>	: Ampoule 1	Store in accordance with local regulations. Store in a segregated and approved area. Store in original container protected from direct sunlight in a dry, cool and well-ventilated area, away from incompatible materials (see Section 10) and food and drink. Eliminate all ignition sources. Separate from oxidizing materials. Keep container tightly closed and sealed until ready for use. Containers that have been opened must be carefully resealed and kept upright to prevent leakage. Do not store in unlabelled containers. Use appropriate containment to avoid environmental contamination. See Section 10 for incompatible materials before handling or use.
	Ampoule 2	Store in accordance with local regulations. Store in a segregated and approved area. Store in original container protected from direct sunlight in a dry, cool and well-ventilated area, away from incompatible materials (see Section 10) and food and drink. Eliminate all ignition sources. Separate from oxidizing materials. Keep container tightly closed and sealed until ready for use. Containers that have been opened must be carefully resealed and kept upright to prevent leakage. Do not store in unlabelled containers. Use appropriate containment to avoid environmental contamination. See Section 10 for incompatible materials before handling or use.
	Ampoule 3	Store in accordance with local regulations. Store in a segregated and approved area. Store in original container protected from direct sunlight in a dry, cool and well-ventilated area, away from incompatible materials (see Section 10) and food and drink. Eliminate all ignition sources. Separate from oxidizing materials. Keep container tightly closed and sealed until ready for use. Containers that

API-TOF Reference Mix, Part Number G1969-85001

## SECTION 7: Handling and storage

have been opened must be carefully resealed and kept upright to prevent leakage. Do not store in unlabelled containers. Use appropriate containment to avoid environmental contamination. See Section 10 for incompatible materials before handling or use.

### Seveso Directive - Reporting thresholds (in tonnes)

#### Danger criteria

Category	Notification and MAPP threshold	Safety report threshold
<b>Ampoule 1</b> P5c	5000	50000
<b>Ampoule 2</b> P5c	5000	50000
<b>Ampoule 3</b> P5c	5000	50000

### 7.3 Specific end use(s)

<b>Recommendations</b>	: Ampoule 1 Ampoule 2 Ampoule 3	Industrial applications, Professional applications. Industrial applications, Professional applications. Industrial applications, Professional applications.
<b>Industrial sector specific solutions</b>	: Ampoule 1 Ampoule 2 Ampoule 3	Not applicable. Not applicable. Not applicable.

## SECTION 8: Exposure controls/personal protection

### 8.1 Control parameters

#### Occupational exposure limits

Product/ingredient name	Exposure limit values
<b>Ampoule 1</b> Acetonitrile	<b>EH40/2005 WELs (United Kingdom (UK), 12/2011).</b> STEL: 102 mg/m <sup>3</sup> 15 minutes. STEL: 60 ppm 15 minutes. TWA: 40 ppm 8 hours. TWA: 68 mg/m <sup>3</sup> 8 hours.
<b>Ampoule 2</b> Acetonitrile	<b>EH40/2005 WELs (United Kingdom (UK), 12/2011).</b> STEL: 102 mg/m <sup>3</sup> 15 minutes. STEL: 60 ppm 15 minutes. TWA: 40 ppm 8 hours. TWA: 68 mg/m <sup>3</sup> 8 hours.
<b>Ampoule 3</b> Acetonitrile	<b>EH40/2005 WELs (United Kingdom (UK), 12/2011).</b> STEL: 102 mg/m <sup>3</sup> 15 minutes. STEL: 60 ppm 15 minutes. TWA: 40 ppm 8 hours. TWA: 68 mg/m <sup>3</sup> 8 hours.

## SECTION 8: Exposure controls/personal protection

**Recommended monitoring procedures** : If this product contains ingredients with exposure limits, personal, workplace atmosphere or biological monitoring may be required to determine the effectiveness of the ventilation or other control measures and/or the necessity to use respiratory protective equipment. Reference should be made to monitoring standards, such as the following: European Standard EN 689 (Workplace atmospheres - Guidance for the assessment of exposure by inhalation to chemical agents for comparison with limit values and measurement strategy) European Standard EN 14042 (Workplace atmospheres - Guide for the application and use of procedures for the assessment of exposure to chemical and biological agents) European Standard EN 482 (Workplace atmospheres - General requirements for the performance of procedures for the measurement of chemical agents) Reference to national guidance documents for methods for the determination of hazardous substances will also be required.

### DNELs/DMELs

No DNELs/DMELs available.

### PNECs

No PNECs available

## 8.2 Exposure controls

**Appropriate engineering controls** : Use only with adequate ventilation. Use process enclosures, local exhaust ventilation or other engineering controls to keep worker exposure to airborne contaminants below any recommended or statutory limits. The engineering controls also need to keep gas, vapour or dust concentrations below any lower explosive limits. Use explosion-proof ventilation equipment.

### Individual protection measures

**Hygiene measures** : Wash hands, forearms and face thoroughly after handling chemical products, before eating, smoking and using the lavatory and at the end of the working period. Appropriate techniques should be used to remove potentially contaminated clothing. Wash contaminated clothing before reusing. Ensure that eyewash stations and safety showers are close to the workstation location.

**Eye/face protection** : Safety eyewear complying with an approved standard should be used when a risk assessment indicates this is necessary to avoid exposure to liquid splashes, mists, gases or dusts. If contact is possible, the following protection should be worn, unless the assessment indicates a higher degree of protection: chemical splash goggles.

### Skin protection

**Hand protection** : Chemical-resistant, impervious gloves complying with an approved standard should be worn at all times when handling chemical products if a risk assessment indicates this is necessary. Considering the parameters specified by the glove manufacturer, check during use that the gloves are still retaining their protective properties. It should be noted that the time to breakthrough for any glove material may be different for different glove manufacturers. In the case of mixtures, consisting of several substances, the protection time of the gloves cannot be accurately estimated.

**Body protection** : Personal protective equipment for the body should be selected based on the task being performed and the risks involved and should be approved by a specialist before handling this product. When there is a risk of ignition from static electricity, wear anti-static protective clothing. For the greatest protection from static discharges, clothing should include anti-static overalls, boots and gloves. Refer to European Standard EN 1149 for further information on material and design requirements and test methods.

**Other skin protection** : Appropriate footwear and any additional skin protection measures should be selected based on the task being performed and the risks involved and should be approved by a specialist before handling this product.

**Respiratory protection** : Based on the hazard and potential for exposure, select a respirator that meets the appropriate standard or certification. Respirators must be used according to a respiratory protection program to ensure proper fitting, training, and other important aspects of use.

API-TOF Reference Mix, Part Number G1969-85001

## SECTION 8: Exposure controls/personal protection

**Environmental exposure controls** : Emissions from ventilation or work process equipment should be checked to ensure they comply with the requirements of environmental protection legislation. In some cases, fume scrubbers, filters or engineering modifications to the process equipment will be necessary to reduce emissions to acceptable levels.

## SECTION 9: Physical and chemical properties

### 9.1 Information on basic physical and chemical properties

#### Appearance

<b>Physical state</b>	: Ampoule 1	Liquid.
	Ampoule 2	Liquid.
	Ampoule 3	Liquid.
<b>Colour</b>	: Ampoule 1	Not available.
	Ampoule 2	Not available.
	Ampoule 3	Not available.
<b>Odour</b>	: Ampoule 1	Not available.
	Ampoule 2	Not available.
	Ampoule 3	Not available.
<b>Odour threshold</b>	: Ampoule 1	Not available.
	Ampoule 2	Not available.
	Ampoule 3	Not available.
<b>pH</b>	: Ampoule 1	Not available.
	Ampoule 2	Not available.
	Ampoule 3	Not available.
<b>Melting point/freezing point</b>	: Ampoule 1	-41.9°C
	Ampoule 2	-41.9°C
	Ampoule 3	-41.9°C
<b>Initial boiling point and boiling range</b>	: Ampoule 1	81.7°C
	Ampoule 2	81.7°C
	Ampoule 3	81.7°C
<b>Flash point</b>	: Ampoule 1	Closed cup: 5.85°C
	Ampoule 2	Closed cup: 5.85°C
	Ampoule 3	Closed cup: 5.85°C
<b>Evaporation rate</b>	: Ampoule 1	Not available.
	Ampoule 2	Not available.
	Ampoule 3	Not available.
<b>Flammability (solid, gas)</b>	: Ampoule 1	Not applicable.
	Ampoule 2	Not applicable.
	Ampoule 3	Not applicable.
<b>Upper/lower flammability or explosive limits</b>	: Ampoule 1	Not available.
	Ampoule 2	Not available.
	Ampoule 3	Not available.
<b>Vapour pressure</b>	: Ampoule 1	Not available.
	Ampoule 2	Not available.
	Ampoule 3	Not available.
<b>Vapour density</b>	: Ampoule 1	Not available.
	Ampoule 2	Not available.
	Ampoule 3	Not available.
<b>Relative density</b>	: Ampoule 1	Not available.
	Ampoule 2	Not available.
	Ampoule 3	Not available.

API-TOF Reference Mix, Part Number G1969-85001

## SECTION 9: Physical and chemical properties

<b>Solubility(ies)</b>	: Ampoule 1	Easily soluble in the following materials: cold water, hot water and acetone. Soluble in the following materials: methanol.
	Ampoule 2	Easily soluble in the following materials: cold water, hot water and acetone. Soluble in the following materials: methanol.
	Ampoule 3	Easily soluble in the following materials: cold water, hot water and acetone. Soluble in the following materials: methanol.
<b>Partition coefficient: n-octanol/water</b>	: Ampoule 1	Not available.
	Ampoule 2	Not available.
	Ampoule 3	Not available.
<b>Auto-ignition temperature</b>	: Ampoule 1	Not available.
	Ampoule 2	Not available.
	Ampoule 3	524°C
<b>Decomposition temperature</b>	: Ampoule 1	Not available.
	Ampoule 2	Not available.
	Ampoule 3	Not available.
<b>Viscosity</b>	: Ampoule 1	Not available.
	Ampoule 2	Not available.
	Ampoule 3	Not available.
<b>Explosive properties</b>	: Ampoule 1	Not available.
	Ampoule 2	Not available.
	Ampoule 3	Not available.
<b>Oxidising properties</b>	: Ampoule 1	Not available.
	Ampoule 2	Not available.
	Ampoule 3	Not available.

### 9.2 Other information

No additional information.

## SECTION 10: Stability and reactivity

<b>10.1 Reactivity</b>	: Ampoule 1	No specific test data related to reactivity available for this product or its ingredients.
	Ampoule 2	No specific test data related to reactivity available for this product or its ingredients.
	Ampoule 3	No specific test data related to reactivity available for this product or its ingredients.
<b>10.2 Chemical stability</b>	: Ampoule 1	The product is stable.
	Ampoule 2	The product is stable.
	Ampoule 3	The product is stable.
<b>10.3 Possibility of hazardous reactions</b>	: Ampoule 1	Under normal conditions of storage and use, hazardous reactions will not occur.
	Ampoule 2	Under normal conditions of storage and use, hazardous reactions will not occur.
	Ampoule 3	Under normal conditions of storage and use, hazardous reactions will not occur.
<b>10.4 Conditions to avoid</b>	: Ampoule 1	Avoid all possible sources of ignition (spark or flame). Do not pressurise, cut, weld, braze, solder, drill, grind or expose containers to heat or sources of ignition.
	Ampoule 2	Avoid all possible sources of ignition (spark or flame). Do not pressurise, cut, weld, braze, solder, drill, grind or expose containers to heat or sources of ignition.
	Ampoule 3	Avoid all possible sources of ignition (spark or flame). Do not

API-TOF Reference Mix, Part Number G1969-85001

## SECTION 10: Stability and reactivity

pressurise, cut, weld, braze, solder, drill, grind or expose containers to heat or sources of ignition.

**10.5 Incompatible materials** : Ampoule 1 Reactive or incompatible with the following materials:  
oxidizing materials  
Ampoule 2 Reactive or incompatible with the following materials:  
oxidizing materials  
Ampoule 3 Reactive or incompatible with the following materials:  
oxidizing materials

**10.6 Hazardous decomposition products** : Ampoule 1 Under normal conditions of storage and use, hazardous decomposition products should not be produced.  
Ampoule 2 Under normal conditions of storage and use, hazardous decomposition products should not be produced.  
Ampoule 3 Under normal conditions of storage and use, hazardous decomposition products should not be produced.

## SECTION 11: Toxicological information

### 11.1 Information on toxicological effects

#### Acute toxicity

Product/ingredient name	Result	Species	Dose	Exposure
<b>Ampoule 1</b> Acetonitrile	LC50 Inhalation Vapour LD50 Oral	Rat Rat	17100 ppm 2460 mg/kg	4 hours -
<b>Ampoule 2</b> Acetonitrile	LC50 Inhalation Vapour LD50 Oral	Rat Rat	17100 ppm 2460 mg/kg	4 hours -
<b>Ampoule 3</b> Acetonitrile	LC50 Inhalation Vapour LD50 Oral	Rat Rat	17100 ppm 2460 mg/kg	4 hours -

#### Acute toxicity estimates

Route	ATE value
<b>Ampoule 1</b> Oral Dermal Inhalation (vapours)	555.6 mg/kg 1222.2 mg/kg 12.22 mg/l
<b>Ampoule 2</b> Oral Dermal Inhalation (vapours)	555.6 mg/kg 1222.3 mg/kg 12.22 mg/l
<b>Ampoule 3</b> Oral Dermal Inhalation (vapours)	500 mg/kg 1100 mg/kg 11 mg/l

#### Irritation/Corrosion



API-TOF Reference Mix, Part Number G1969-85001

## SECTION 11: Toxicological information

Product/ingredient name	Result	Species	Score	Exposure	Observation
<b>Ampoule 1</b> Acetonitrile	Eyes - Moderate irritant	Rabbit	-	24 hours 100 microliters 500 milligrams	-
	Skin - Mild irritant	Rabbit	-		-
<b>Ampoule 2</b> Acetonitrile	Eyes - Moderate irritant	Rabbit	-	24 hours 100 microliters 500 milligrams	-
	Skin - Mild irritant	Rabbit	-		-
<b>Ampoule 3</b> Acetonitrile	Eyes - Moderate irritant	Rabbit	-	24 hours 100 microliters 500 milligrams	-
	Skin - Mild irritant	Rabbit	-		-

### Sensitiser

**Conclusion/Summary** : Not available.

### Mutagenicity

**Conclusion/Summary** : Not available.

### Carcinogenicity

**Conclusion/Summary** : Not available.

### Reproductive toxicity

**Conclusion/Summary** : Not available.

### Teratogenicity

**Conclusion/Summary** : Not available.

### Specific target organ toxicity (single exposure)

Not available.

### Specific target organ toxicity (repeated exposure)

Not available.

### Aspiration hazard

Not available.

### Information on likely routes of exposure

: Ampoule 1  
Ampoule 2  
Ampoule 3

Routes of entry anticipated: Oral, Dermal, Inhalation.  
Routes of entry anticipated: Oral, Dermal, Inhalation.  
Routes of entry anticipated: Oral, Dermal, Inhalation.

### Potential acute health effects

#### **Inhalation**

: Ampoule 1  
Ampoule 2  
Ampoule 3

Harmful if inhaled.  
Harmful if inhaled.  
Harmful if inhaled.

#### **Ingestion**

: Ampoule 1  
Ampoule 2  
Ampoule 3

Harmful if swallowed.  
Harmful if swallowed.  
Harmful if swallowed.

#### **Skin contact**

: Ampoule 1  
Ampoule 2  
Ampoule 3

Harmful in contact with skin.  
Harmful in contact with skin.  
Harmful in contact with skin.

#### **Eye contact**

: Ampoule 1  
Ampoule 2  
Ampoule 3

Causes serious eye irritation.  
Causes serious eye irritation.  
Causes serious eye irritation.

### Symptoms related to the physical, chemical and toxicological characteristics

API-TOF Reference Mix, Part Number G1969-85001

## SECTION 11: Toxicological information

<b>Inhalation</b>	: Ampoule 1	No specific data.
	Ampoule 2	No specific data.
	Ampoule 3	No specific data.
<b>Ingestion</b>	: Ampoule 1	No specific data.
	Ampoule 2	No specific data.
	Ampoule 3	No specific data.
<b>Skin contact</b>	: Ampoule 1	No specific data.
	Ampoule 2	No specific data.
	Ampoule 3	No specific data.
<b>Eye contact</b>	: Ampoule 1	Adverse symptoms may include the following: pain or irritation watering redness
	Ampoule 2	Adverse symptoms may include the following: pain or irritation watering redness
	Ampoule 3	Adverse symptoms may include the following: pain or irritation watering redness

### Delayed and immediate effects as well as chronic effects from short and long-term exposure

#### Short term exposure

**Potential immediate effects** : Not available.

**Potential delayed effects** : Not available.

#### Long term exposure

**Potential immediate effects** : Not available.

**Potential delayed effects** : Not available.

### Potential chronic health effects

<b>General</b>	: Ampoule 1	No known significant effects or critical hazards.
	Ampoule 2	No known significant effects or critical hazards.
	Ampoule 3	No known significant effects or critical hazards.
<b>Carcinogenicity</b>	: Ampoule 1	No known significant effects or critical hazards.
	Ampoule 2	No known significant effects or critical hazards.
	Ampoule 3	No known significant effects or critical hazards.
<b>Mutagenicity</b>	: Ampoule 1	No known significant effects or critical hazards.
	Ampoule 2	No known significant effects or critical hazards.
	Ampoule 3	No known significant effects or critical hazards.
<b>Teratogenicity</b>	: Ampoule 1	No known significant effects or critical hazards.
	Ampoule 2	No known significant effects or critical hazards.
	Ampoule 3	No known significant effects or critical hazards.
<b>Developmental effects</b>	: Ampoule 1	No known significant effects or critical hazards.
	Ampoule 2	No known significant effects or critical hazards.
	Ampoule 3	No known significant effects or critical hazards.
<b>Fertility effects</b>	: Ampoule 1	No known significant effects or critical hazards.
	Ampoule 2	No known significant effects or critical hazards.
	Ampoule 3	No known significant effects or critical hazards.
<b>Other information</b>	: Ampoule 1	Not available.
	Ampoule 2	Not available.
	Ampoule 3	Not available.

API-TOF Reference Mix, Part Number G1969-85001

## SECTION 12: Ecological information

### 12.1 Toxicity

Product/ingredient name	Result	Species	Exposure
<b>Ampoule 1</b> Acetonitrile	Acute IC50 3685000 µg/l Fresh water Acute LC50 3600000 µg/l Fresh water Acute LC50 1000000 µg/l Fresh water Chronic NOEC 1000000 µg/l Fresh water Chronic NOEC 160000 µg/l Fresh water	Aquatic plants - Lemna minor Daphnia - Daphnia magna Fish - Pimephales promelas Aquatic plants - Lemna minor Daphnia - Daphnia magna	96 hours 48 hours 96 hours 96 hours 21 days
<b>Ampoule 2</b> Acetonitrile	Acute IC50 3685000 µg/l Fresh water Acute LC50 3600000 µg/l Fresh water Acute LC50 1000000 µg/l Fresh water Chronic NOEC 1000000 µg/l Fresh water Chronic NOEC 160000 µg/l Fresh water	Aquatic plants - Lemna minor Daphnia - Daphnia magna Fish - Pimephales promelas Aquatic plants - Lemna minor Daphnia - Daphnia magna	96 hours 48 hours 96 hours 96 hours 21 days
<b>Ampoule 3</b> Acetonitrile	Acute IC50 3685000 µg/l Fresh water Acute LC50 3600000 µg/l Fresh water Acute LC50 1000000 µg/l Fresh water Chronic NOEC 1000000 µg/l Fresh water Chronic NOEC 160000 µg/l Fresh water	Aquatic plants - Lemna minor Daphnia - Daphnia magna Fish - Pimephales promelas Aquatic plants - Lemna minor Daphnia - Daphnia magna	96 hours 48 hours 96 hours 96 hours 21 days

### 12.2 Persistence and degradability

Not available.

Product/ingredient name	Aquatic half-life	Photolysis	Biodegradability
<b>Ampoule 1</b> Acetonitrile	-	-	Readily
<b>Ampoule 2</b> Acetonitrile	-	-	Readily
<b>Ampoule 3</b> Acetonitrile	-	-	Readily

### 12.3 Bioaccumulative potential

Product/ingredient name	LogP <sub>ow</sub>	BCF	Potential
<b>Ampoule 1</b> Acetonitrile	-0.34	3	low
<b>Ampoule 2</b> Acetonitrile	-0.34	3	low
<b>Ampoule 3</b> Acetonitrile	-0.34	3	low

### 12.4 Mobility in soil

Soil/water partition coefficient (K<sub>oc</sub>) : Not available.

Mobility : Not available.

API-TOF Reference Mix, Part Number G1969-85001

## SECTION 12: Ecological information

### 12.5 Results of PBT and vPvB assessment

PBT : Not applicable.  
vPvB : Not applicable.

12.6 Other adverse effects : No known significant effects or critical hazards.

## SECTION 13: Disposal considerations

### 13.1 Waste treatment methods

#### Product

**Methods of disposal** : The generation of waste should be avoided or minimised wherever possible. Disposal of this product, solutions and any by-products should at all times comply with the requirements of environmental protection and waste disposal legislation and any regional local authority requirements. Dispose of surplus and non-recyclable products via a licensed waste disposal contractor. Waste should not be disposed of untreated to the sewer unless fully compliant with the requirements of all authorities with jurisdiction.




**Hazardous waste** : The classification of the product may meet the criteria for a hazardous waste.

#### Packaging

**Methods of disposal** : The generation of waste should be avoided or minimised wherever possible. Waste packaging should be recycled. Incineration or landfill should only be considered when recycling is not feasible.

**Special precautions** : This material and its container must be disposed of in a safe way. Care should be taken when handling emptied containers that have not been cleaned or rinsed out. Empty containers or liners may retain some product residues. Vapour from product residues may create a highly flammable or explosive atmosphere inside the container. Do not cut, weld or grind used containers unless they have been cleaned thoroughly internally. Avoid dispersal of spilt material and runoff and contact with soil, waterways, drains and sewers.

## SECTION 14: Transport information

	ADR/RID	IMDG	IATA
14.1 UN number	UN1648	UN1648	UN1648
14.2 UN proper shipping name	ACETONITRILE	ACETONITRILE	Acetonitrile
14.3 Transport hazard class(es)	3 	3 	3 
14.4 Packing group	II	II	II
14.5 Environmental hazards	No.	No.	No.

### Additional information

Remarks: Excerpted Quantity

ADR/RID : **Hazard identification number** 33  
**Limited quantity** 1 L  
**Tunnel code** (D/E)

IMDG : **Emergency schedules** F-E, S-D

API-TOF Reference Mix, Part Number G1969-85001

## SECTION 14: Transport information

**IATA** : **Quantity limitation** Passenger and Cargo Aircraft: 5 L. Packaging instructions: 353. Cargo Aircraft Only: 60 L. Packaging instructions: 364. Limited Quantities - Passenger Aircraft: 1 L. Packaging instructions: Y341.

**14.6 Special precautions for user** : **Transport within user's premises:** always transport in closed containers that are upright and secure. Ensure that persons transporting the product know what to do in the event of an accident or spillage.

**14.7 Transport in bulk according to Annex II of Marpol and the IBC Code** : Not available.

## SECTION 15: Regulatory information

**15.1 Safety, health and environmental regulations/legislation specific for the substance or mixture**

EU Regulation (EC) No. 1907/2006 (REACH)

Annex XIV - List of substances subject to authorisation

Annex XIV

None of the components are listed.

Substances of very high concern

None of the components are listed.

**Annex XVII - Restrictions on the manufacture, placing on the market and use of certain dangerous substances, mixtures and articles** : Ampoule 1 Not applicable.  
Ampoule 2 Not applicable.  
Ampoule 3 Not applicable.

Other EU regulations

**Industrial emissions (integrated pollution prevention and control) - Air** : Listed

**Industrial emissions (integrated pollution prevention and control) - Water** : Listed

Ozone depleting substances (1005/2009/EU)

Not listed.

Prior Informed Consent (PIC) (649/2012/EU)

Not listed.

Seveso Directive

This product is controlled under the Seveso Directive.

Danger criteria

Category
<b>Ampoule 1</b> P5c
<b>Ampoule 2</b> P5c
<b>Ampoule 3</b> P5c

International regulations

**Date of issue/Date of revision** : 23/05/2018

21/24

API-TOF Reference Mix, Part Number G1969-85001

## SECTION 15: Regulatory information

### Chemical Weapon Convention List Schedules I, II & III Chemicals

Not listed.

### Montreal Protocol (Annexes A, B, C, E)

Not listed.

### Stockholm Convention on Persistent Organic Pollutants

Not listed.

### Rotterdam Convention on Prior Informed Consent (PIC)

Not listed.

### UNECE Aarhus Protocol on POPs and Heavy Metals

Not listed.

### Inventory list

Australia	: Not determined.
Canada	: Not determined.
China	: Not determined.
Europe	: Not determined.
Japan	: <b>Japan inventory (ENCS):</b> Not determined. <b>Japan inventory (ISHL):</b> Not determined.
Malaysia	: Not determined.
New Zealand	: Not determined.
Philippines	: Not determined.
Republic of Korea	: Not determined.
Taiwan	: All components are listed or exempted.
Thailand	: <input checked="" type="checkbox"/> Not determined.
Turkey	: Not determined.
United States	: Not determined.
Viet Nam	: <input checked="" type="checkbox"/> Not determined.

**15.2 Chemical safety assessment** : This product contains substances for which Chemical Safety Assessments might still be required.

## SECTION 16: Other information

Indicates information that has changed from previously issued version.

**Abbreviations and acronyms** : ATE = Acute Toxicity Estimate  
CLP = Classification, Labelling and Packaging Regulation [Regulation (EC) No. 1272/2008]  
DNEL = Derived No Effect Level  
EUH statement = CLP-specific Hazard statement  
PNEC = Predicted No Effect Concentration  
RRN = REACH Registration Number

### Procedure used to derive the classification according to Regulation (EC) No. 1272/2008 [CLP/GHS]

Classification	Justification
<b>Ampoule 1</b> Flam. Liq. 2, H225 Acute Tox. 4, H302 Acute Tox. 4, H312 Acute Tox. 4, H332 Eye Irrit. 2, H319	On basis of test data Calculation method Calculation method Calculation method Calculation method
<b>Ampoule 2</b>	

**Date of issue/Date of revision** : 23/05/2018

22/24

API-TOF Reference Mix, Part Number G1969-85001

## SECTION 16: Other information

Flam. Liq. 2, H225 Acute Tox. 4, H302 Acute Tox. 4, H312 Acute Tox. 4, H332 Eye Irrit. 2, H319	On basis of test data Calculation method Calculation method Calculation method Calculation method
--	---

### Ampoule 3

Flam. Liq. 2, H225 Acute Tox. 4, H302 Acute Tox. 4, H312 Acute Tox. 4, H332 Eye Irrit. 2, H319	On basis of test data Calculation method Calculation method Calculation method Calculation method
--	---

### Full text of abbreviated H statements

<b>Ampoule 1</b> H225 H302 H312 H319 H332	Highly flammable liquid and vapour. Harmful if swallowed. Harmful in contact with skin. Causes serious eye irritation. Harmful if inhaled.
<b>Ampoule 2</b> H225 H302 H312 H319 H332	Highly flammable liquid and vapour. Harmful if swallowed. Harmful in contact with skin. Causes serious eye irritation. Harmful if inhaled.
<b>Ampoule 3</b> H225 H302 H312 H319 H332	Highly flammable liquid and vapour. Harmful if swallowed. Harmful in contact with skin. Causes serious eye irritation. Harmful if inhaled.

### Full text of classifications [CLP/GHS]

<b>Ampoule 1</b> Acute Tox. 4, H302 Acute Tox. 4, H312 Acute Tox. 4, H332 Eye Irrit. 2, H319 Flam. Liq. 2, H225	ACUTE TOXICITY (oral) - Category 4 ACUTE TOXICITY (dermal) - Category 4 ACUTE TOXICITY (inhalation) - Category 4 SERIOUS EYE DAMAGE/EYE IRRITATION - Category 2 FLAMMABLE LIQUIDS - Category 2
<b>Ampoule 2</b> Acute Tox. 4, H302 Acute Tox. 4, H312 Acute Tox. 4, H332 Eye Irrit. 2, H319 Flam. Liq. 2, H225	ACUTE TOXICITY (oral) - Category 4 ACUTE TOXICITY (dermal) - Category 4 ACUTE TOXICITY (inhalation) - Category 4 SERIOUS EYE DAMAGE/EYE IRRITATION - Category 2 FLAMMABLE LIQUIDS - Category 2
<b>Ampoule 3</b> Acute Tox. 4, H302 Acute Tox. 4, H312 Acute Tox. 4, H332 Eye Irrit. 2, H319 Flam. Liq. 2, H225	ACUTE TOXICITY (oral) - Category 4 ACUTE TOXICITY (dermal) - Category 4 ACUTE TOXICITY (inhalation) - Category 4 SERIOUS EYE DAMAGE/EYE IRRITATION - Category 2 FLAMMABLE LIQUIDS - Category 2

Date of issue/ Date of revision : 23/05/2018

Date of previous issue : 09/03/2017

Version : 3

Date of issue/Date of revision : 23/05/2018

*API-TOF Reference Mix, Part Number G1969-85001*

## **SECTION 16: Other information**

### Notice to reader

Disclaimer: The information contained in this document is based on Agilent's state of knowledge at the time of preparation. No warranty as to its accurateness, completeness or suitability for a particular purpose is expressed or implied.