



Agilent AdvanceBio Sialic Acid Quantitation Kit

Streamlined sample processing

Advantages and Benefits

- Rapid and reliable total quantitation of sialic acid
- Broad dynamic range
- Compatible with fluorescence and UV plate reader detection
- Minimal sialic acid degradation
- User-friendly, high-throughput format
- Available in two sizes, for 48 or 96 samples
- Automation-friendly workflow

10 μ L Glycoprotein

30 min Sialidase A Digest

Released Sialic Acid

60 min Conversion and Development

Read the Plate

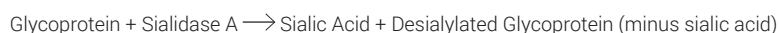
Ex 530 nm / Em 590 nm (FLD)
530 nm (Absorbance)

High Throughput, High Sensitivity Sialic Acid Quantitation

Sialic acid is critical in mediating the effectiveness of therapeutic glycoproteins. The presence (or absence) of sialic acid on the non-reducing terminal of *N*- or *O*-glycans can dramatically affect the pharmacokinetics of the protein, as well as its immunogenicity. Therefore, it is essential that sialic acid content on protein therapeutics be maintained, controlled, and monitored at the highest possible level. The AdvanceBio Total Sialic Acid quantitation kit (formerly ProZyme) represents a sensitive and high-throughput approach to sialic acid quantitation. The workflow is based on coupled enzyme reactions, converting enzymatically released sialic acid to hydrogen peroxide, which reacts stoichiometrically with a dye, generating an intense fluorescence and absorbance response. This approach allows enzymatic release, conversion, detection, and quantitation of sialic acid to be performed in a single well of a 96-well plate for fast and simple sample processing.

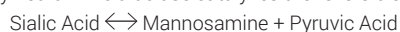
Workflow

Step 1: Release of Sialic Acid

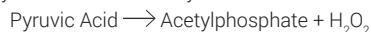


Step 2: Detection of Released Sialic Acid (60 minutes)

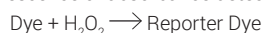
N-Acetylneuraminic aldolase catalyzes the reversible reaction:



Then pyruvate oxidase catalyzes the reaction:



H_2O_2 forms a 1:1 complex with the Dye to form a fluorescent Reporter Dye that may be read by fluorescence or absorbance detection.



Learn more:

www.agilent.com/chem/glycananalysis

Sample Preparation and Considerations

The AdvanceBio Total Sialic Acid quantitation kit is compatible with a variety of sample types including glycoproteins, glycopeptides, glycolipids, polysialic acids as well as whole cells. For optimal results, sample should be contained in water, PBS, or other similar low-molarity buffers.

The dynamic range of this assay is between 40 and 1,000 pmol sialic acid for fluorescence detection and 500 to 4,000 pmol sialic acid for absorbance detection. The kit is available in two formats suitable for generating 48 and 96 data points. Each sample requires six data points when performed in triplicate (sample and negative control) or four data points when performed in duplicate. Each set of samples requires a sialic acid standard curve to be generated alongside samples for reliable and appropriate sialic acid quantitation (Figure 1). Sialic acid standard (*N*-acetylneuraminic acid), supplied as a 100 μ M stock solution, is consistent and reliable across three separate lots of material (Figure 2). All data presented here was collected on a BioTek Synergy H1 microplate reader with fluorescence detection.

Example Data: Total Sialic Acid Quantitation Results

Table 1. Examples of various glycoprotein starting concentrations, along with total quantity of protein that are compatible with AdvanceBio Sialic Acid quantitation kit.

	Fetuin	MabThera*	Enbrel	Zaltrap	Orencia	EPO alfa
Concentration (mg/mL)	0.25	10	0.25	0.5	0.5	1
Sample volume (μ L)	10	10*	10	10	10	10
Sample mass (μ g)	2.5	100	2.5	5	5	10
MW (kDa)	48	145	150	115	92	30.4
pmol protein	52	690	16.7	43	54	329

*For glycoproteins with lower levels of sialylation such as monoclonal antibodies, up to 30 μ L sample may be used with the kit.

Table 2. Representative total sialic acid quantitation for various glycoproteins. SA = sialic acid; N = 3.

	Fetuin	MabThera	Enbrel	Zaltrap	Orencia	EPO alfa
Starting concentration (mg/mL)	0.25	10	0.25	0.5	0.5	1
MW (kDa)	48	145	150	115	92	30.4
nmol SA/10 μ L sample	0.58	0.08	0.55	0.45	0.59	0.16
nmol SA/mg protein	232.53	0.79	220.93	90.27	117.27	15.50
mol SA/mol protein	11.16	0.11	33.14	10.38	10.79	0.47
%CV (n=3)	0.55%	2.65%	1.81%	0.46%	0.60%	3.59%
SD (mol SA/mol protein)	0.06	0.00	0.60	0.05	0.06	0.02

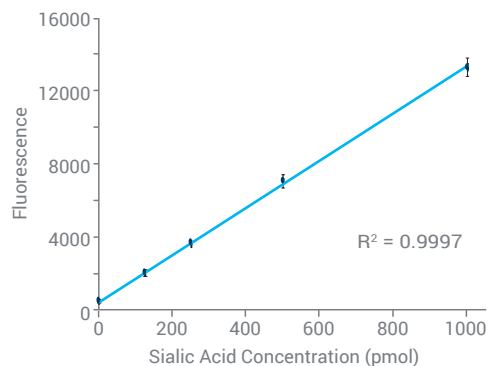


Figure 1. Agilent AdvanceBio Total Sialic Acid quantitation kit standard curve. A five-point standard curve corresponding to 0, 125, 250, 500, and 1,000 pmol sialic acid with an R2 value of 0.9997.

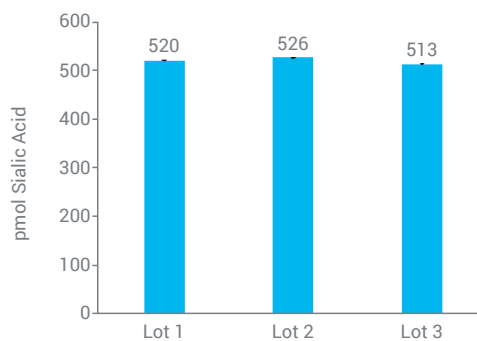


Figure 2. Neu5Ac sialic acid standard solution lot to lot comparison. 500 pmol sialic acid measurement.

Kit Components

The Agilent AdvanceBio Total Sialic Acid quantitation kit contains the following reagents and standards:

Module: AdvanceBio Total Sialic Acid Quantitation Kit GS48-SAQ and GS96-SAQ			
Component	Units GS48-SAQ	Units GS96-SAQ	Storage
100 µM <i>N</i> -acetylneuraminic acid (NANA, NeuAc) Sialic Acid Standard, 1 mL	1	2	-20 °C
Bovine Fetuin Control, 0.4 mg, lyophilized	1	2	-20 °C
SAQ Dye, lyophilized	1	2	-20 °C
Horseradish Peroxidase, lyophilized	1	2	-20 °C
DMSO	1	2	-20 °C – 4 °C
Conversion Reagent, lyophilized	1	2	-20 °C
SAQ Buffer A	1	2	-20 °C – 4 °C
SAQ Buffer B	1	2	-20 °C – 4 °C
SAQ Buffer C	1	2	-20 °C – 4 °C
Sialidase A	1	2	4 °C
96-Well Clear Bottom Microplate	1	2	-20 °C – RT
Sealing Film	1	2	-20 °C – RT

Ordering Information

Part number	Name
GS48-SAQ	Agilent AdvanceBio Total Sialic Acid quantitation kit, 48-ct
GS96-SAQ	Agilent AdvanceBio Total Sialic Acid quantitation kit, 96-ct

For the user manual, see Agilent publication number [5994-1277EN](#).

Learn more:

www.agilent.com/chem/glycananalysis

Buy online:

www.agilent.com/chem/store

Find a local Agilent customer center in your country:

www.agilent.com/chem/contactus

U.S. and Canada

1-800-227-9770

agilent_inquiries@agilent.com

Europe

info_agilent@agilent.com

Asia Pacific

inquiry_lsca@agilent.com

For more information on AdvanceBio sialic acid quantitation please visit:

http://www.agilent.us/chem/sialic_acid_quantitation

DE.7484143519

This information is subject to change without notice.

© Agilent Technologies, Inc. 2020
Published in the USA, November 2020
5994-2789EN