

Agilent Seahorse XF Assay Kits and Reagents

Standardized, optimized, live-cell metabolic assays for use with Agilent Seahorse Analyzers

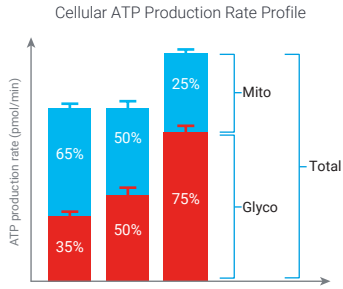
Agilent provides a wide range of Seahorse XF assay kits, reagents, and media for studying cellular function, including metabolism and energetics and assessing mitochondrial and glycolytic function in real time. These kits are designed to simplify workflows and improve research productivity, enabling generation of consistent data on your Seahorse XF Analyzer.

Together with Agilent's excellent technical support, these kits will greatly enhance your overall experience of performing XF assays.



Key features and benefits include:

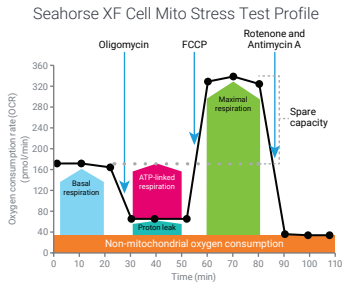
- An optimized open-and-go format for simplified protocol and reduced assay complexity
- Direct reconstitution of compounds in assay medium—eliminating the need for DMSO or other solvents
- A single-use concept to reduce waste and eliminate the need for storage of used compounds
- Rigorous testing and validation for every lot with cells to deliver consistent and robust results—eliminating the cost associated with failed experiments



Agilent Seahorse XF Real-Time ATP Rate Assay Kits

(p/n 103592-100 and 103591-100)

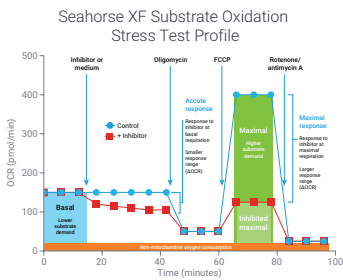
This is the only assay that quantifies the production rates of adenosine triphosphate (ATP) from mitochondrial respiration and glycolysis simultaneously, in real time with live cells. It offers a more informative and quantitative approach to assess the interplay between cellular functions and energy metabolism in response to gene modification, compound exposure, and/or other types of interventions. For more information, visit the Agilent website at <http://www.agilent.com/chem/realtimatep>



Agilent Seahorse XF Cell Mito Stress Test Kits

(p/n 103015-100 and 103010-100)

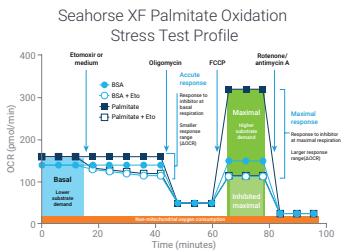
This widely-used assay kit is an optimized solution for assessing mitochondrial function. In this assay, key parameters obtained include ATP-linked respiration, maximal respiration, and spare respiratory capacity. The assay provides insights into the mechanism of mitochondrial dysfunction and enables investigation of functional differences among cell types, drug candidates, as well as genetic or biochemical interventions.



Agilent Seahorse XF Substrate Oxidation Stress Test Kits

(p/n 103672-100, 103673-100, and 103674-100)

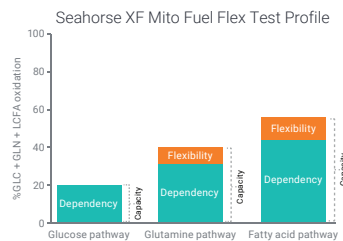
A suite of powerful assays enabling interrogation of cellular substrate oxidation under high energy demand conditions in live cells. These kits facilitate the investigation of how cells alter or shift oxidation of mitochondrial substrates (e.g., long-chain fatty acids, glucose/pyruvate, and/or glutamine) to perform key cellular functions of activation, proliferation and differentiation, survival in microenvironments, as well as responses to genetic or pharmaceutical interventions. For more information, visit the Agilent website at <https://www.agilent.com/en/promotions/seahorse-xf-subox>



Agilent Seahorse XF Palmitate Oxidation Stress Test Kit

(p/n 103693-100)

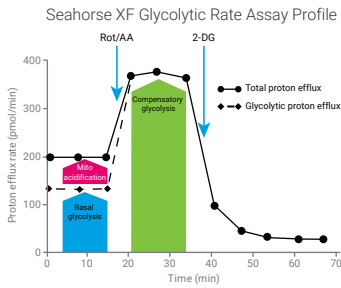
This conventional fatty acid oxidation (FAO) assay kit provides ready-to-use reagents, including the XF palmitate-BSA FAO substrate, etomoxir, oligomycin, FCCP, rotenone/antimycin A, and L-carnitine. It enables determination of the intrinsic rate and capacity of a cell to oxidize long-chain fatty acids (LCFAs) in the absence or limitation of other exogenous substrates, facilitating investigation of how interventions (e.g., genetic manipulations, drug exposures) specifically affect the LCFAs oxidation process.



Agilent Seahorse XF Mito Fuel Flex Test Kits

(p/n 103260-100 and 103270-100)

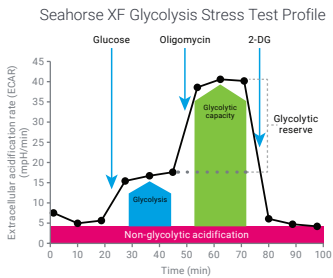
A method for measuring basal-state mitochondrial substrate oxidation in live cells. This assay utilizes a set of inhibitors to reveal the cells' ability to switch oxidative pathways in meeting basal energetic demands and provides information regarding the relative contributions of glucose, glutamine, and LCFA oxidation to basal respiration.



Agilent Seahorse XF Glycolytic Rate Assay Kit

(p/n 103344-100 and 103346-100)

This assay is an optimized complete solution (kit, media, software) that quantifies the rate of glycolytic activity in live cells by accounting for both glycolytic and mitochondrial (CO₂) acidification. This kit delivers robust, informative, and precise glycolysis data that enable the study of transient responses and metabolic switches in cellular disease models. This low-cost, real-time, functional assay is a superior alternative to the end-point lactate assay.



Agilent Seahorse XF Glycolysis Stress Test Kit

(p/n 103020-100 and 103017-100)

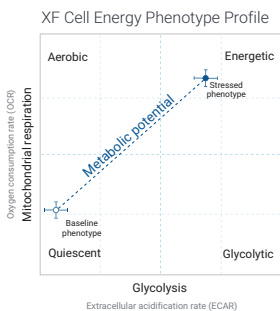
A relative test of glycolytic function in live cells, this assay measures the capacity of the glycolytic pathway by driving cells toward glycolysis and assesses the ability of study models to increase glycolytic activity to meet metabolic and bioenergetic demands.



Agilent Seahorse XF Plasma Membrane Permeabilizer

(p/n 102504-100)

Perform isolated mitochondria type assays without isolating mitochondria! This exclusive reagent permeabilizes the plasma membrane of intact cells in culture without damage to mitochondrial membranes, enabling experimental control of substrate provision to the mitochondria and detailed characterization of key components in mitochondrial function, such as transporters, enzymes, and electron transport chain complexes.



Agilent Seahorse XF Cell Energy Phenotype Test Kit

(p/n 103325-100 and 103275-100)

This assay rapidly determines the energy phenotype of cells and reveals their metabolic potential, providing a qualitative view of cellular energy metabolism. It may be used for screening compounds that modulate mitochondrial function and/or glycolytic activity.



Agilent Seahorse XF Palmitate-BSA FAO Substrate

(p/n 102720-100)

A bio-available, pre-conjugated substrate with a quantified free palmitate concentration, used for *in vitro* studies of LCFA oxidation by intact cells. It is supplied as a part of the Seahorse XF Palmitate Oxidation Stress Test kit and is also available alone for other types of applications.

Product ordering information

P/n	Product Description	Unit	Product Content	Compatible Analyzer
103592-100	Seahorse XF Real-Time ATP Rate Assay Kit ³	EA	Six (6) pouches ¹	XFe96, XF96, XFe24
103015-100	Seahorse XF Cell Mito Stress Test Kit ³	EA	Six (6) pouches ¹	XFe96, XF96, XFe24, XF24
103672-100	Seahorse XF Long Chain Fatty Acid Oxidation Stress Test Kit	EA	Three (3) pouches ¹	XFe96, XF96, XFe24, XF24
103673-100	Seahorse XF Glucose/Pyruvate Oxidation Stress Test Kit	EA	Three (3) pouches ¹	XFe96, XF96, XFe24, XF24
103674-100	Seahorse XF Glutamine Oxidation Stress Test Kit	EA	Three (3) pouches ¹	XFe96, XF96, XFe24, XF24
103693-100	Seahorse XF Palmitate Oxidation Stress Test Kit	EA	Contains one (1) each of these products: 103672-100, 102720-100, 103689-100	XFe96, XF96, XFe24, XF24
103260-100	Seahorse XF Mito Fuel Flex Test Kit	EA	Six (6) pouches ¹	XFe96, XF96, XFe24, XF24
103325-100	Seahorse XF Cell Energy Phenotype Test Kit	EA	Twelve (12) pouches ¹	XFe96, XF96, XFe24, XF24
103344-100	Seahorse XF Glycolytic Rate Assay Kit ³	EA	Six (6) pouches ¹	XFe96, XF96, XFe24
103020-100	Seahorse XF Glycolysis Stress Test Kit	EA	Six (6) pouches ¹	XFe96, XF96, XFe24, XF24
103591-100	Seahorse XFp Real-Time ATP Rate Assay Kit ³	EA	Six (6) pouches ²	XFp
103010-100	Seahorse XFp Cell Mito Stress Test Kit ³	EA	Six (6) pouches ²	XFp
103270-100	Seahorse XFp Mito Fuel Flex Test Kit	EA	Six (6) pouches ²	XFp
103275-100	Seahorse XFp Cell Energy Phenotype Test Kit	EA	Twelve (12) pouches ²	XFp
103346-100	Seahorse XFp Glycolytic Rate Assay Kit ³	EA	Six (6) pouches ²	XFp
103017-100	Seahorse XFp Glycolysis Stress Test Kit	EA	Six (6) pouches ²	XFp
102720-100	Seahorse XF Palmitate-BSA FAO Substrate	EA	3 × 2 mL palmitate-BSA 3 × 2 mL BSA controls	All XF Analyzers
102504-100	Seahorse XF Plasma Membrane Permeabilizer	EA	One (1) vial of 25 µL PMP in 10 µM concentration	All XF Analyzers
102353-100	Seahorse XF Base Medium (2 × 1 L)	2/pk		All XF Analyzers
103334-100	Seahorse XF Base Medium, 500 mL	EA		All XF Analyzers
103193-100	Seahorse XF Base Medium, 100 mL	EA		All XF Analyzers
103335-100	Seahorse XF Base Medium, without phenol red, 500 mL	EA		All XF Analyzers
103575-100	Seahorse XF DMEM Medium, pH 7.4, 500 mL	EA		XFe96, XF96, XFe24, XFp
103680-100	Seahorse XF DMEM Assay Medium Pack	PK	Contains one (1) each of 103575-100, 103577-100, 103578-100, 103579-100	XFe96, XF96, XFe24, XFp
103576-100	Seahorse XF RPMI Medium, pH 7.4, 500 mL	EA		XFe96, XF96, XFe24, XFp
103681-100	Seahorse XF RPMI Assay Medium Pack	PK	Contains one (1) each of 103576-100, 103577-100, 103578-100, 103579-100	XFe96, XF96, XFe24, XFp
103577-100	Seahorse XF 1.0 M Glucose Solution, 50 mL	EA		All XF Analyzers
103578-100	Seahorse XF 100 mM Pyruvate Solution, 50 mL	EA		All XF Analyzers
103579-100	Seahorse XF 200 mM Glutamine Solution, 50 mL	EA		All XF Analyzers

¹ One XF pouch contains sufficient reagents to run one 24-well or 96-well plate

² One XFp pouch contains sufficient reagents to run one 8-well mini-plate

³ These kits can also be purchased together with the Seahorse XF DMEM Medium, pH 7.4 and XF supplements/substrates as starter packs: Catalog numbers for Seahorse XF or XFp Real-Time ATP Rate Assay Starter Packs are 103677-100 and 103676-100, respectively. Catalog numbers for Seahorse XF or XFp Cell Mito Stress Test Starter Packs are 103708-100 and 103707-100, respectively. Catalog numbers for Seahorse XF or XFp Glycolytic Rate Assay Starter Packs are 103710-100 and 103709-100, respectively.

www.agilent.com/chem/discoverXF

For Research Use Only. Not for use in diagnostic procedures.

DE.5508449074

This information is subject to change without notice.

© Agilent Technologies, Inc. 2020
Published in the USA, March 16, 2020
5991-8291EN
103582-400 Rev. C

US and Canada

1-800-227-9770

cellanalysis.support@agilent.com

Europe and Asia Pacific

cellanalysis.support@agilent.com

