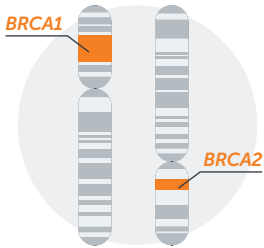


The BRCA MASTR Dx, in combination with the MASTR Reporter BRCA MASTR Dx application, is a validated molecular diagnostic solution (NGS library preparation solution analysis tool and quality control) for the identification of variants in the coding regions of the *BRCA1* and *BRCA2* genes in individuals with increased risk for breast, ovarian and/or related cancers.



Application

- For detection of variants, such as SNVs and small indels, in *BRCA1* and *BRCA2* genes in blood-derived DNA using Illumina MiSeq®

Assay characteristics

Genes analyzed	<i>BRCA1</i> and <i>BRCA2</i>
Genomic region analyzed	24.4 kb
Number of amplicons	93
Amplicon length	289-430 bp
Number of plexes	5
Validated with NGS system	Illumina MiSeq V2 and V3
Number of samples/run	Illumina MiSeq V2: 407* Illumina MiSeq V3: 746*
Validated analysis options**	MASTR Reporter BRCA MASTR Dx application

*only 192 MID combinations available

**Also CE-IVD label compatible with analysis tools: JSI SeqNext and Sophia DDM

BRCA MASTR Dx and drMID for Illumina NGS Systems on germline DNA extracted from blood using the MASTR Reporter BRCA MASTR Dx

Performance Characteristics

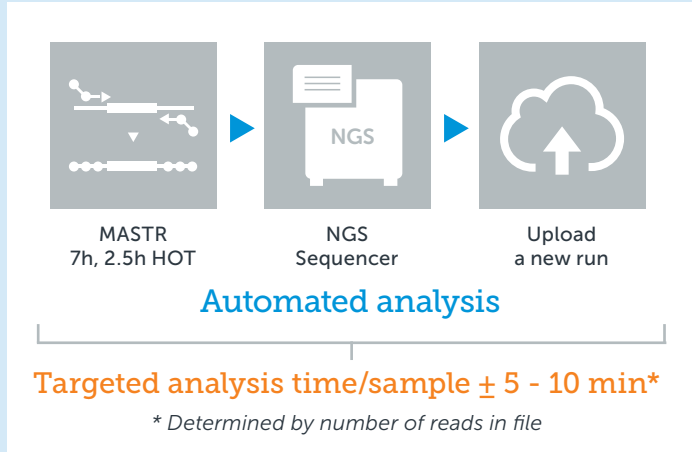
Parameter	MASTR Reporter BRCA MASTR Dx
<i>Sensitivity*</i>	100 %
<i>Specificity*</i>	100 %
<i>Accuracy*</i>	100 %
<i>Reproducibility*</i>	100 %
<i>Success rate (uniformity)</i>	98.4 %
<i>On target read count</i>	99.7 %

* excluding homopolymer stretches of 10bp or longer

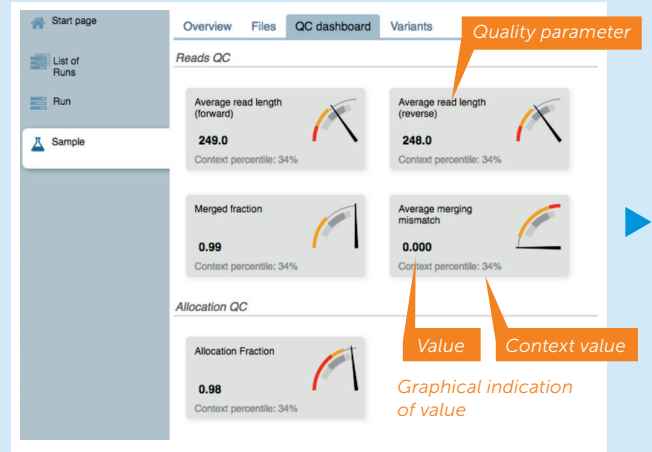
MASTR Workflow



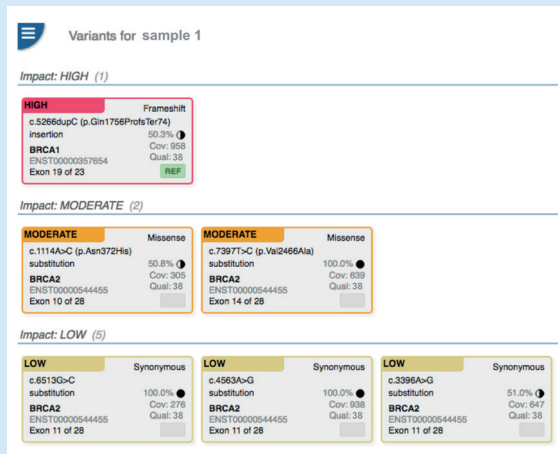
Workflow



Quality control



Variant calling



Read pile-up views



Order info

Cat. No.	Product Name	Samples
MR-3012.008	BRCA MASTR Dx + MASTR Reporter BRCA MASTR Dx	8
MR-3012.040		40

MID (Molecular Identifiers) kits are necessary to complete the workflow.

For In Vitro Diagnostic Use.

© Agilent Technologies, Inc. 2017
Printed in Belgium, December 31, 2017
5991-8402ENE
PR7000-1419