

SureSelect^{XT} HS Target Enrichment



FFPE
Optimized



High
Sensitivity



Streamlined
Workflow

What is it?

SureSelect^{XT HS} joins the SureSelect library preparation reagent family as Agilent's highest sensitivity hybrid capture-based library prep and target enrichment solution for NGS.

Key Features

- **10 ng** of input DNA
- Optimized for high-quality intact DNA, low- and high-quality **FFPE DNA**
- **Molecular barcode (MBC)** tagged libraries increase positive predictive value (PPV)
- **Higher complexity** libraries with higher percentage reads in targeted regions
- **90-minute** hybridization and **master-mixed** reagents for faster, more efficient workflow



FFPE Optimized

FFPE-optimized library prep from Agilent

SureSelect^{XT} HS produces more complex libraries with a higher percentage of reads in targeted regions for a wide range of tissue types—in both fresh and FFPE samples—with only 10 - 200 ng of input material. To improve single nucleotide variant (SNV) calling and consistency across FFPE samples of varying quality, Agilent has developed a complete workflow solution that features DNA pre-qualification (FFPE QC Kit, PN G9700A and G9700B, and 4200 TapeStation System) and one-tube library preparation.



Advantages

- Improve SNV calling from FFPE DNA
- Reduce the number of library preparation steps, preventing DNA loss
- Prepare higher complexity libraries from both low- and high-quality DNA

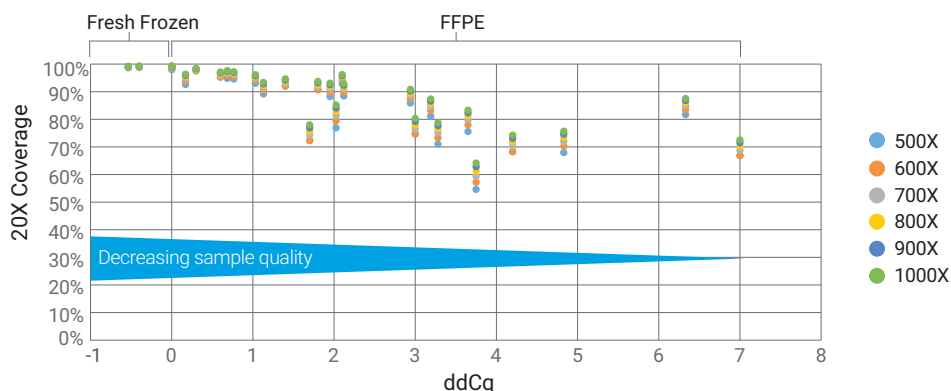


Figure 1. SureSelect^{XT} HS optimized performance for FFPE with the majority of bases covered at 20X across decreasing sample quality. % bases covered by at least 20X read depth with increasing sequencing depth (4-8 million - 2x100 bp reads) is plotted against gDNA quality (qPCR-based gDNA quality (ddCq) and is calculated using Agilent's FFPE QC Assay kit).

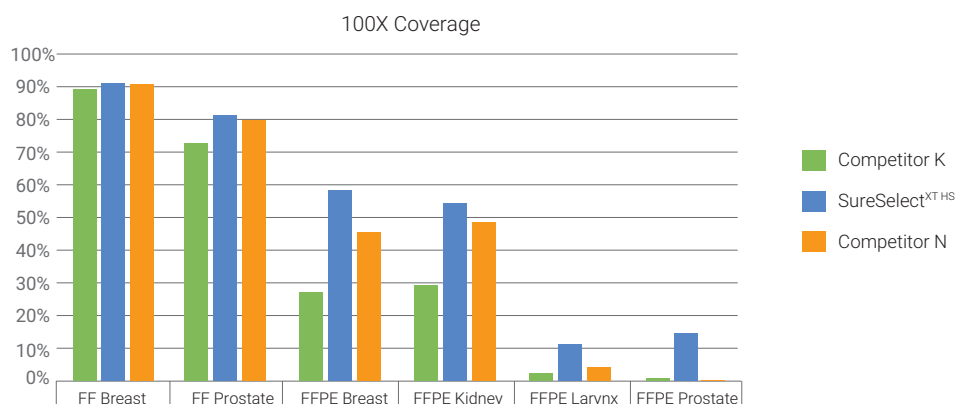


Figure 2. SureSelect^{XT} HS outperforms other library prep solutions at 100X coverage, especially as sample quality decreases: % bases covered by at least 100X read depth is plotted against gDNA of decreasing quality (qPCR-based gDNA quality (ddCq) and is calculated using Agilent's FFPE QC Assay kit (based on 1000X sequencing depth with 8 million - 2x100 bp reads).

High Sensitivity

The significance of high sensitivity

Sensitivity refers to the percentage of true variants that are correctly identified. In most cases, sensitivity is limited by the input amount, performance of the assay, and PCR and sequencing error rates. As a result, the error level seen with traditional NGS assays typically interferes with the confidence of detecting low frequency variants due to tumor heterogeneity.

Superior sensitivity with SureSelect^{XT HS}

SureSelect^{XT HS} incorporates molecular barcodes, which enables users to filter out artifacts produced during library preparation, target enrichment and sequencing that cause false positive variants. Molecular barcoding with SureSelect^{XT HS} achieves industry-leading metrics, allowing the detection of rare variants down to $\leq 1\%$. This is significant as most users employ a confidence threshold and only call variants above 3-5% allele frequency.



Advantages

- Detect variants at a frequency of $\leq 1\%$
- Eliminate amplification and sequencing artifacts that limit the sensitivity of NGS
- Increase data quality and elevate confidence in sequencing results with as little as 10 ng of starting DNA

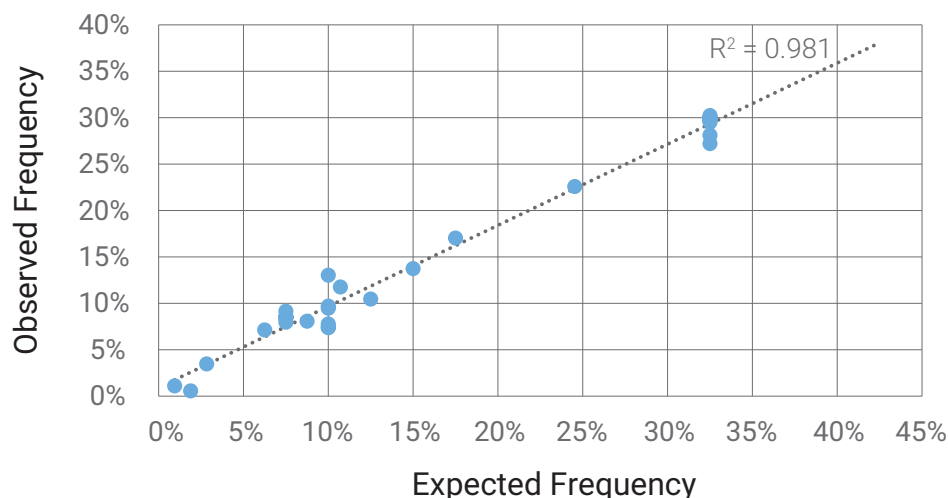


Figure 3. Detect down to 1% allele frequency. SureSelect^{XT HS} generated library sequenced to 3000X depth produces high correlation of observed to expected frequency down to as little as 1% VAF (HD200 Quantitative Multiplex Reference Standard and ClearSeq Comprehensive Cancer Panel).

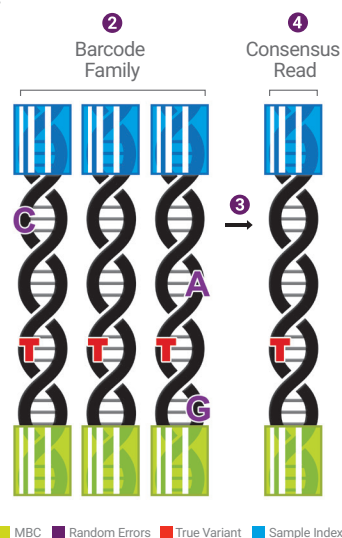
Molecular Barcodes

What are molecular barcodes?

Molecular barcodes are unique sequences of DNA that attach to each original DNA fragment in a given sample. These unique sequences of DNA can either contain randomized nucleotides, partially degenerate nucleotides or defined nucleotides. Attachment of the molecular barcodes to a DNA fragment results in a unique identifier assigned to each input molecule.

Basic molecular barcode (MBC) analysis

- Step 1 Align reads
- Step 2 Group read pairs to designed probes based on read start-stop position
- Step 3 Group reads with an identical molecular barcode sequence for each probe
- Step 4 Consolidate read information to one read per molecule (remove PCR duplicates)



Advantages

- Improve detection of low-frequency alleles by removing false positives
- Increase the ability to accurately call biologically relevant variants occurring at $\leq 1\%$ variant allele frequency (VAF)

Why are molecular barcodes important?

Errors introduced during PCR amplification and sequencing increase the overall error rate of the original DNA template. These errors, or false positives, result in a decrease of sensitivity for real mutations that occur at low levels in a sample. This issue is especially relevant for more heterogeneous cell populations, such as certain tumor subpopulations. Molecular barcodes enable users to detect low-frequency mutations in template DNA molecules by removing false positives and providing error correction for more accurate variant calling.

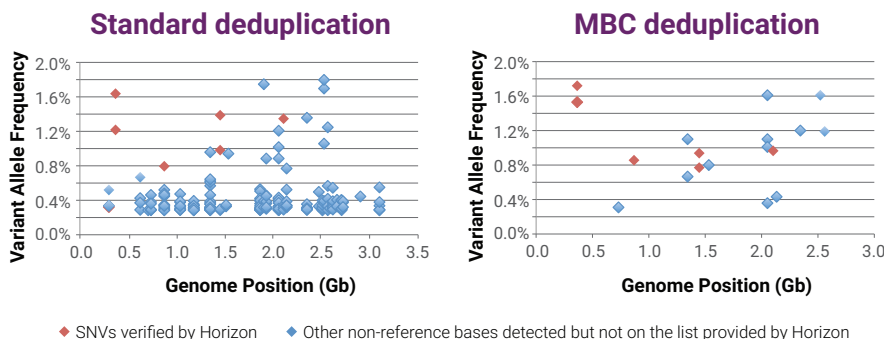


Figure 4. Improved data quality with molecular barcodes (MBC) analysis. Targeted sequencing of SureSelect^{XT} libraries from Horizon cfDNA reference and a custom 164 kb SureSelect panel achieved a median coverage of 808(standard) / 906(MBC) after deduplication. 216 non-reference alleles were detected at a variant allele frequency of less than 2% with standard deduplication compared to 18 using the MBC. This represents a 92% reduction in false calls. Courtesy of Dr. L.J. Barber and Dr. M. Gerlinger, Centre for Evolution and Cancer, The Institute of Cancer Research, London, UK.

Streamlined Workflow

Expedite analysis with a streamlined workflow

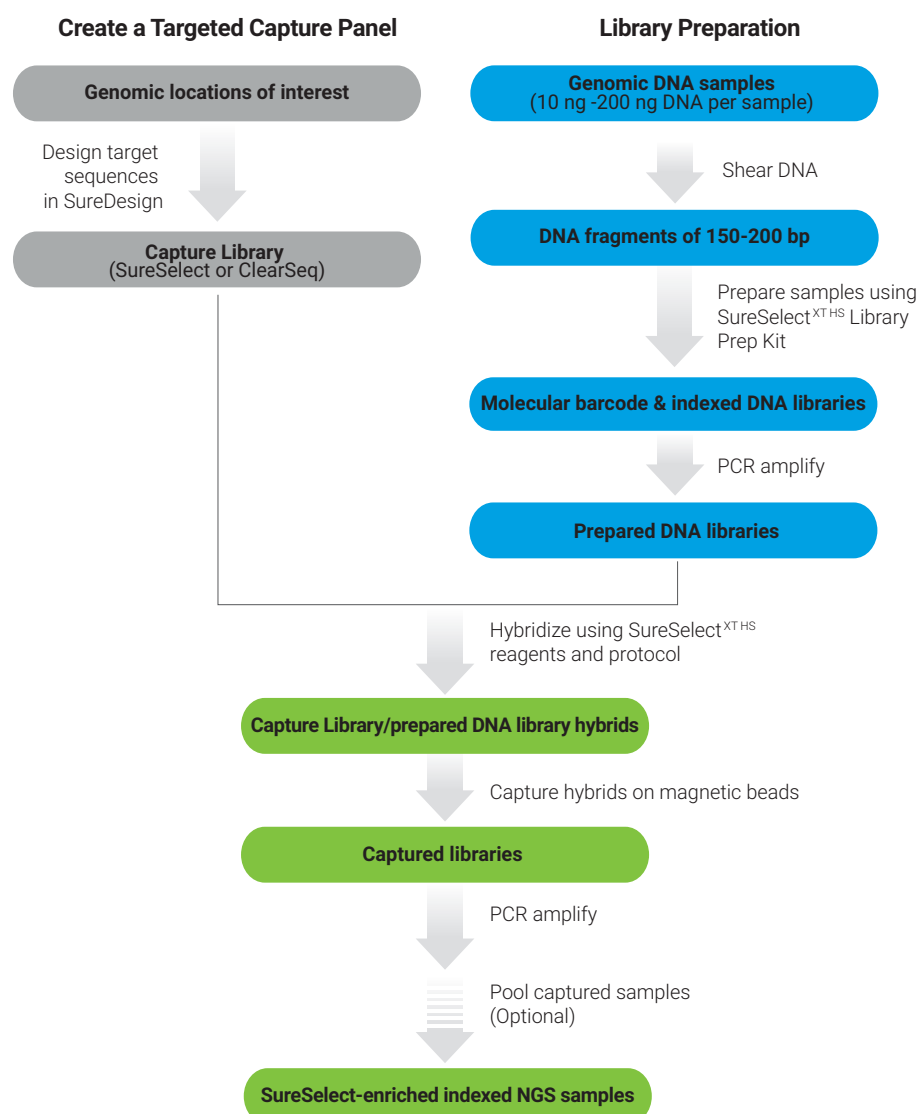
SureSelect^{XT HS} reduces the number of individual enzymatic steps, clean-up steps and sample transfers, allowing users to streamline and maintain library complexity, especially at lower input amounts (as little as 10 ng). Agilent delivers the fastest hybridization on the market. Our 90-minute hybridization, combined with more efficient processing with master-mixed reagents, enables users to go from samples to sequencing-ready libraries in one day. Additionally, the workflow supports deep multiplex sequencing for up to 32 samples in one pool.



Advantages

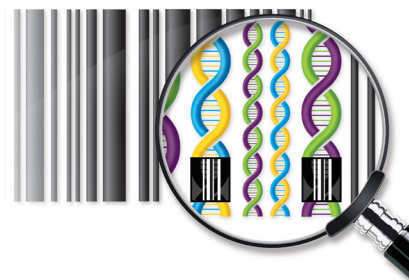
- Process samples faster and more efficiently with a 90-minute hybridization and master-mixed reagents
- Transform samples into sequencing-ready libraries in less than one day
- Streamline data analysis with the Agilent SureCall software

SureSelect^{XT HS} NGS Target Enrichment Workflow



SureSelect Library Prep & Target Enrichment Solution

Agilent has a wide variety of library prep and target enrichment solutions that suit both cancer and constitutional applications. Starting with as little as 10 ng, or as much as 3 µg of DNA, there is a library prep and target enrichment solution that works seamlessly with a ClearSeq Panel, a SureSelect Exome or a Custom Panel.



SureSelect Library Prep Solutions for Cancer and Constitutional Applications

| Product Name | SureSelect ^{XT} HS | SureSelect ^{XT} Low Input | SureSelect ^{XT} | SureSelect ^{XT2} | SureSelect ^{QXT} |
|--------------------|--|---|---|---|--|
| DNA Input | 10 ng - 200 ng | 10 ng - 200 ng | 200 ng - 3 µg | 100 ng - 1 µg | 50 ng |
| Turnaround Time | 8 hr | 8 hr | 1.5 day | 1.5 day | 7 hours |
| Covaris Needed | Yes | Yes | Yes | Yes | No |
| Library Complexity | Highest | Highest | High | Medium | Medium |
| Unique Features | FFPE optimized Molecular barcodes Mastermix reagents Samples indexed prior to capture eliminating concern of cross sample contamination | FFPE optimized Molecular barcodes (optional) Mastermix reagents Samples indexed prior to capture eliminating concern of cross sample contamination | Compatible with FFPE samples Robust variant identification | Pre-capture pooling Mastermix reagents | Transposase-based Mastermix reagents Whole genome sequencing and target enrichment compatible For intact DNA only |
| Key Benefits | High sensitivity for ≤1% VAF | 192 sample indexes | High-complexity libraries for rare allele detection | Cost-effective | Covaris-free workflow |

| Product Description | 16 Rxn |
|---|--------|
| SureSelectXT HS Reagent Kit, 16 rxn, Index 1-16 | |
| SureSelectXT HS Reagent Kit, index 1-16 + 1-499 kb Target Enrichment Baits | G9704A |
| SureSelectXT HS Reagent Kit, index 1-16 + 0.5-2.9 Mb Target Enrichment Baits | G9704B |
| SureSelectXT HS Reagent Kit, index 1-16 + 3-5.9 Mb Target Enrichment Baits | G9704C |
| SureSelectXT HS Reagent Kit, index 1-16 + 6-11.9 Mb Target Enrichment Baits | G9704D |
| SureSelectXT HS Reagent Kit, index 1-16 + 12-24 Mb Target Enrichment Baits | G9704E |
| SureSelectXT HS Reagent Kit, index 1-16 + ClearSeq Comprehensive Cancer Target Enrichment Baits | G9704G |
| SureSelectXT HS Reagent Kit, index 1-16 + Clinical Research Exome V2 Target Enrichment Baits | G9704H |
| SureSelectXT HS Reagent Kit, index 1-16 + Clinical Research Exome V2 Plus Target Enrichment Baits | G9704J |
| SureSelectXT HS Reagent Kit, index 1-16 + Human All Exon V6 Target Enrichment Baits | G9704K |
| SureSelectXT HS Reagent Kit, index 1-16 + Human All Exon V6 Plus Target Enrichment Baits | G9704L |

| Product Description | 16 Rxn |
|--|--------|
| SureSelectXT HS Reagent Kit, 16 rxn, Index 17-32 | |
| SureSelectXT HS Reagent Kit, index 17-32 + 1-499 kb Target Enrichment Baits | G9705A |
| SureSelectXT HS Reagent Kit, index 17-32 + 0.5-2.9 Mb Target Enrichment Baits | G9705B |
| SureSelectXT HS Reagent Kit, index 17-32 + 3-5.9 Mb Target Enrichment Baits | G9705C |
| SureSelectXT HS Reagent Kit, index 17-32 + 6-11.9 Mb Target Enrichment Baits | G9705D |
| SureSelectXT HS Reagent Kit, index 17-32 + 12-24 Mb Target Enrichment Baits | G9705E |
| SureSelectXT HS Reagent Kit, index 17-32 + ClearSeq Comprehensive Cancer Target Enrichment Baits | G9705G |
| SureSelectXT HS Reagent Kit, index 17-32 + Clinical Research Exome V2 Target Enrichment Baits | G9705H |
| SureSelectXT HS Reagent Kit, index 17-32 + Clinical Research Exome V2 Plus Target Enrichment Baits | G9705J |
| SureSelectXT HS Reagent Kit, index 17-32 + Human All Exon V6 Target Enrichment Baits | G9705K |
| SureSelectXT HS Reagent Kit, index 17-32 + Human All Exon V6 Plus Target Enrichment Baits | G9705L |
| | |
| Product Description | 96 Rxn |
| SureSelectXT HS Reagent Kit, 96 rxn, Index 1-32 | |
| SureSelectXT HS Reagent Kit, index 1-32 + 1-499 kb Target Enrichment Baits | G9706A |
| SureSelectXT HS Reagent Kit, index 1-32 + 0.5-2.9 Mb Target Enrichment Baits | G9706B |
| SureSelectXT HS Reagent Kit, index 1-32 + 3-5.9 Mb Target Enrichment Baits | G9706C |
| SureSelectXT HS Reagent Kit, index 1-32 + 6-11.9 Mb Target Enrichment Baits | G9706D |
| SureSelectXT HS Reagent Kit, index 1-32 + 12-24 Mb Target Enrichment Baits | G9706E |
| SureSelectXT HS Reagent Kit, index 1-32 + ClearSeq Comprehensive Cancer Target Enrichment Baits | G9706G |
| SureSelectXT HS Reagent Kit, index 1-32 + Clinical Research Exome V2 Target Enrichment Baits | G9706H |
| SureSelectXT HS Reagent Kit, index 1-32 + Clinical Research Exome V2 Plus Target Enrichment Baits | G9706J |
| SureSelectXT HS Reagent Kit, index 1-32 + Human All Exon V6 Target Enrichment Baits | G9706K |
| SureSelectXT HS Reagent Kit, index 1-32 + Human All Exon V6 Plus Target Enrichment Baits | G9706L |

Learn more:

www.agilent.com/genomics/XTHS

U.S. and Canada

1-800-227-9770

agilent_inquiries@agilent.com

Europe

info_agilent@agilent.com

Asia Pacific

inquiry_lsca@agilent.com

For Research Use Only. Not for use in diagnostic procedures.

This information is subject to change without notice.

PR7000-0685
© Agilent Technologies, Inc. 2017
Printed in USA, October 2, 2017
5991-8165EN

