

Residual Solvents Analysis Using an Agilent Intuvo 9000 GC with 8697 Headspace Sampler



Author

Ian Eisele
Agilent Technologies, Inc.

Abstract

In accordance with United States Pharmacopeia (USP) <467>, residual solvent analysis was performed on an Agilent 8697 headspace sampler with the Agilent Intuvo 9000 gas chromatograph (GC). The Intuvo 9000 GC was equipped with dual columns and dual flame ionization detectors (FID) using the D2 accessory for the second FID.

Introduction

Analysis of residual solvents is a critical application in the pharmaceutical industry. These volatile organic compounds are typically essential to the production of pharmaceuticals. However, they are unwanted in the final products. USP <467> defines the acceptable limits of these residual solvents, classifies them into three categories, and provides procedures for their analysis. The methods outlined in USP <467>, procedures A and B, each employ a unique column phase. Between the two procedures, all class 1 and class 2 solvents can be separated, and a concentration limit test can be applied.

According to the USP <467> Interim Revision Announcement for 2019 and 2020, methylisobutylketone (MIBK) was added to the class 2A solvent list. MIBK is also now used for the resolution requirement of procedure B.¹ Likewise, two additional solvents were recommended to be added to the USP <467> class 2 list according to ICH Q3C(R8).² The two new solvents, cyclopentyl methyl ether (CPME) and tert-butyl alcohol (TBA), are not yet made official in USP <467>.

Experimental

Standards

Residuals solvent standards were obtained from Agilent for the class 1 (part number 5190-0490), class 2A (part number 5190-0492), and class 2B (part number 5190-0513) solvents. Each mix was prepared at its limit concentration in 500 mL of ultrapure water in 1 L bottles. MIBK, TBA, and CPME were spiked into the class 2A solution at their respective limit concentrations. Cumene was also spiked into the class 2B solution at its limit concentration, as it was absent from the class 2B solvent mix. Six milliliters of each solution was dispensed into 20 mL headspace vials using a Brand Dispensette. The vials were then immediately capped with PTFE-lined septa crimp caps.

Method

USP <467> describes two procedures, A and B, using different column phases to separate the class 1 and 2 solvents. Procedure A uses a G43 phase (Agilent DB-Select 624 UI), while procedure B uses a G16 phase (Agilent DB-WAX UI). Both procedures are combined into a single, dual-column, dual-FID analysis. The Agilent 8697 headspace sampler (HSS) transfer line was connected directly through the inlet septum of the Agilent Intuvo 9000 GC. An inlet splitter chip allows the flow from the inlet to equally split between two

different columns. These two columns are then connected to two FIDs, one mounted on top of the Intuvo 9000 and the other on the side in the D2 accessory.

Method parameters were based on guidance from USP <467> as well as previously published work on the Agilent 7697A HSS (Table 1).^{3,4} The 8697 HSS provides all the same method parameters that are found on the Agilent 7697A HSS, greatly simplifying method transfer between the two instruments. Not only are the method parameters identical between the 8697 HSS and 7697A HSS, but they share the same sample flow path and overall sampling and injection functions. The only headspace parameter that was adjusted from the previous work on the 7697A HSS was the final loop pressure. Previous work has used a final loop pressure of 0 psi, as opposed to the default loop fill behavior, which ultimately results in less sample injected onto the GC. While a final loop pressure of 0 psi provides improved resolution, it comes at the cost of injection precision, since the loop pressure is running in passive backpressure control mode. Setting the final loop pressure to 4 psi has a negligible effect on resolution while still providing active sample loop backpressure control to improve injection precision.⁵ The GC method conditions remained almost identical to previously published work. A higher split flow of 10:1 and a longer, 5.5 minute initial oven hold time, were the only changes.

Table 1. Instrument conditions for the Agilent 8697 headspace sampler and Agilent Intuvo 9000 GC.

| Parameter | Value |
|---------------------------|--|
| Headspace | |
| Oven | 85 °C |
| Loop | 85 °C |
| Transfer Line Temperature | 100 °C |
| Transfer Line | Fused silica, 530 µm id |
| Vial Equilibration | 40.00 min |
| Injection Duration | 0.50 min |
| Vial Shaking | Level 2, 25 shakes/min |
| Vial Fill Mode | Default |
| Vial Fill Pressure | 15 psi |
| Vial Pressurization Gas | Nitrogen |
| Loop Fill Mode | Custom, 20 psi/min |
| Loop Final Pressure | 4 psi |
| Loop Equilibration Time | 0.05 min |
| Loop Volume | 1.0 mL |
| Inlet (SSL) | |
| Mode | Split |
| Heater | 140 °C |
| Carrier | Helium |
| Split Ratio | 10:1 |
| Split Flow | 20 mL/min |
| Septum Purge | 3 mL/min |
| Liner | Ultra Inert, straight, 0.75 mm id (p/n 5190-4048) |
| Septum | 9mm Headspace (p/n 5183-4801) |
| Jumper Chip | 140 °C (p/n G4587-60575) |
| Columns | |
| Column 1 (Procedure A) | Agilent DB-Select 624 UI, 30 m × 320 µm, 1.8 µm (p/n 123-0334UI-INT); 2 mL/min, constant flow |
| Column 2 (Procedure B) | Agilent DB-WAX UI, 30 m × 320 µm, 0.25 µm (p/n 123-7032UI-INT); 2 mL/min, constant flow |
| Inlet Chip | Inlet splitter chip (p/n G4588-60601) |
| Bus Temperature | Default |
| Oven | 40 °C hold for 5.5 min 15 °C/min to 180 °C, hold 2.5 min |
| Detector (FID) | |
| Heater | 250 °C |
| Air | 400 mL/min |
| H ₂ | 30 mL/min |
| Makeup | N ₂ at 25 mL/min |

Results and discussion

Class 1 solvents

The class 1 solvents have the lowest acceptable limits of the USP <467> solvents. Therefore, it is essential to ensure that the system meets the signal-to-noise ratio (S/N) requirements of the method. USP <467> requires that the S/N of all class 1 solvents be no less than 3 across both procedures. The method specifically requires S/N of no less than 5 for 1,1,1-trichloroethane on procedure A and no less than 5 for benzene on procedure B. The S/N requirements for the class 1 solvents were met and exceeded, with excellent peak area and retention time precision (Table 2, Figure 1).

Table 2. Retention time and peak area precision (n = 10). Values marked N/A were coelutions.

| Compound | Procedure A | Procedure A | Procedure B | Procedure B |
|----------------------------------|-------------|-------------|-------------|-------------|
| | RT %RSD | Area %RSD | RT %RSD | Area %RSD |
| Class 1 | | | | |
| 1,1,1-Trichloroethane | 0.01 | 3.2 | N/A | N/A |
| 1,1-Dichloroethane | 0.02 | 3.1 | 0.05 | 2.8 |
| 1,2-Dichloroethane | 0.01 | 1.6 | 0.03 | 1.0 |
| Benzene | 0.01 | 1.3 | 0.03 | 1.6 |
| Carbon tetrachloride | 0.04 | 3.8 | N/A | N/A |
| Class 2A | | | | |
| 1,4-Dioxane | 0.01 | 1.7 | 0.03 | 1.6 |
| Acetonitrile | 0.02 | 1.6 | 0.04 | 1.7 |
| Chlorobenzene | 0.01 | 0.9 | 0.01 | 1.1 |
| <i>cis</i> -1,2-Dichloroethene | 0.01 | 1.0 | 0.04 | 0.8 |
| Cyclohexane | 0.01 | 1.5 | 0.03 | 1.5 |
| Cyclopentyl methyl ether | N/A | N/A | 0.04 | 1.0 |
| Ethylbenzene | 0.01 | 1.1 | 0.01 | 1.3 |
| Methanol | 0.09 | 1.4 | 0.04 | 1.3 |
| Methylcyclohexane | 0.01 | 1.4 | 0.02 | 1.7 |
| Methylene chloride | 0.01 | 0.7 | 0.04 | 0.9 |
| Methylisobutylketone | N/A | N/A | 0.04 | 1.1 |
| <i>m</i> -Xylene | N/A | N/A | 0.03 | 1.4 |
| <i>o</i> -Xylene | 0.01 | 1.0 | 0.02 | 1.4 |
| <i>p</i> -Xylene | N/A | N/A | 0.03 | 1.4 |
| <i>tert</i> -Butyl alcohol | 0.03 | 1.8 | 0.04 | 1.6 |
| Tetrahydrofuran | 0.01 | 1.5 | N/A | N/A |
| Toluene | 0.01 | 1.1 | 0.04 | 0.9 |
| <i>trans</i> -1,2-Dichloroethene | 0.01 | 1.0 | N/A | N/A |
| Class 2B | | | | |
| 1,2-Dimethoxyethane | 0.02 | 4.4 | 0.06 | 1.5 |
| 2-Hexanone | 0.01 | 3.1 | 0.02 | 1.6 |
| Chloroform | 0.01 | 3.0 | 0.06 | 1.4 |
| Cumene | 0.01 | 1.8 | 0.04 | 1.8 |
| Hexane | 0.02 | 1.1 | 0.03 | 1.3 |
| Nitromethane | 0.02 | 2.4 | 0.06 | 2.2 |
| Pyridine | 0.01 | 3.4 | 0.03 | 4.7 |
| Tetralin | 0.01 | 2.1 | 0.01 | 1.9 |
| Trichloroethene | 0.01 | 2.3 | 0.03 | 1.2 |

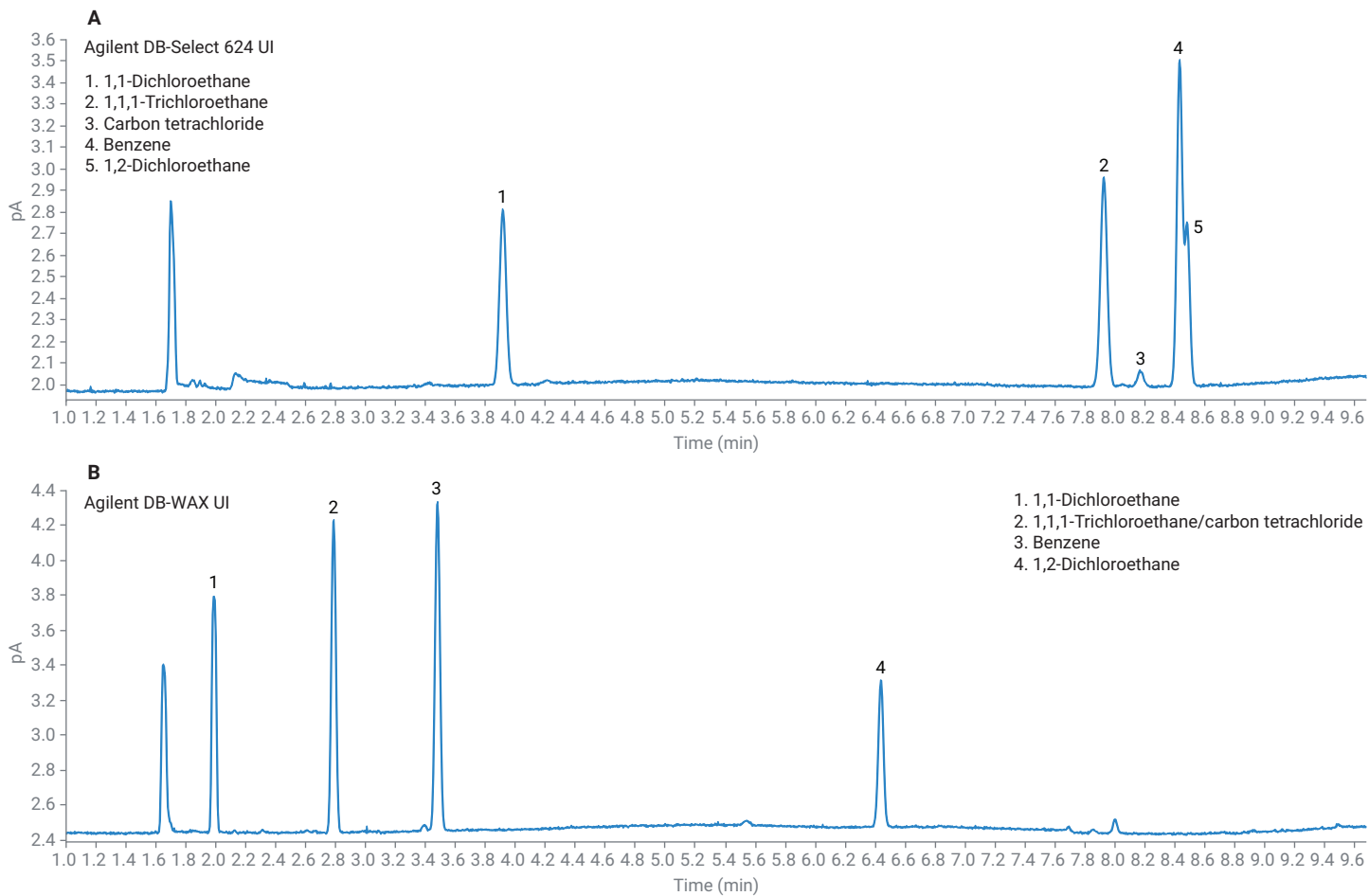


Figure 1. Chromatograms for class 1 solvents, (A) procedure A and (B) procedure B.

Class 2A solvents

The class 2A solvents encompass the largest set of solvents found in USP <467>. As such, resolution is a primary concern. USP <467> contains specific resolution requirements for each procedure. Procedure A requires a resolution of no less than 1.0 between acetonitrile and methylene chloride, while procedure B requires a resolution of no less than 1.0 between methylisobutylketone and *cis*-dichloroethene. Both requirements were met and exceeded. Any coelutions

that had occurred in procedure A were resolved in procedure B, including the three solvents that were added to this class (Figure 2). The peak area and retention time precision of all class 2A solvents was excellent, with all peak area RSDs below 2% for both procedures (Table 2). The increased split ratio and longer initial oven hold time helped to achieve overall better chromatographic resolution. Particularly between MIBK and acetonitrile on the DB-WAX UI column, their resolution was improved while still meeting the S/N requirement

for the class 1 solvents (Figure 3). However, if increased sensitivity is needed, a lower split flow of 5:1 still met the resolution requirements for the other class 2A solvents.

Class 2B solvents

The class 2B solvents do not have any performance requirements. There were no coelutions on either column, and again, excellent results were achieved for both peak area and retention time precision (Table 2, Figure 4).

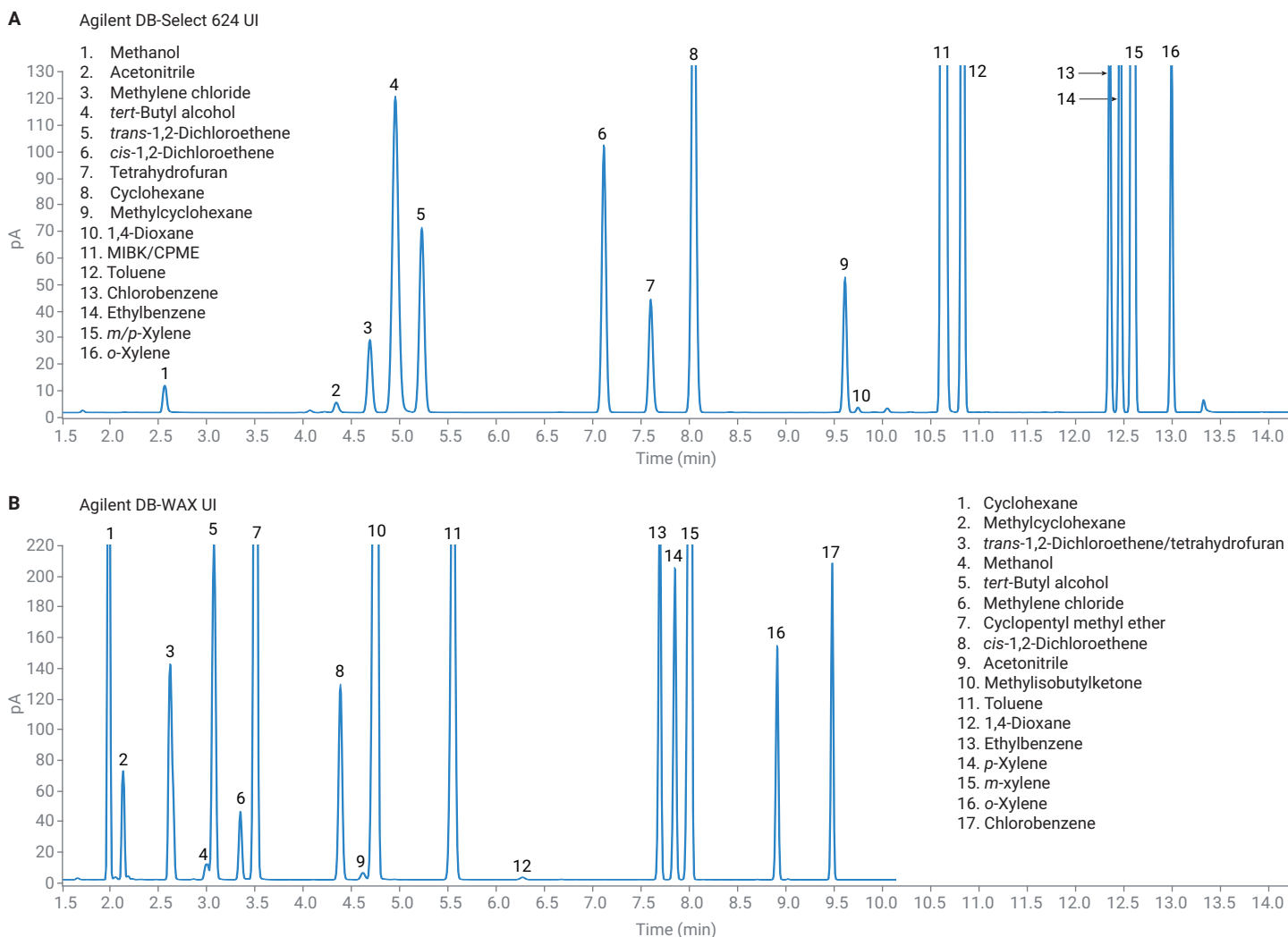


Figure 2. Chromatograms for class 2A solvents, (A) procedure A and (B) procedure B.

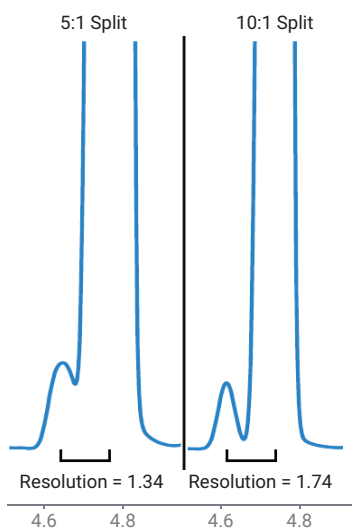


Figure 3. USP resolution between acetonitrile and MIBK on an Agilent DB-WAX UI column. 5:1 versus 10:1 split ratio.

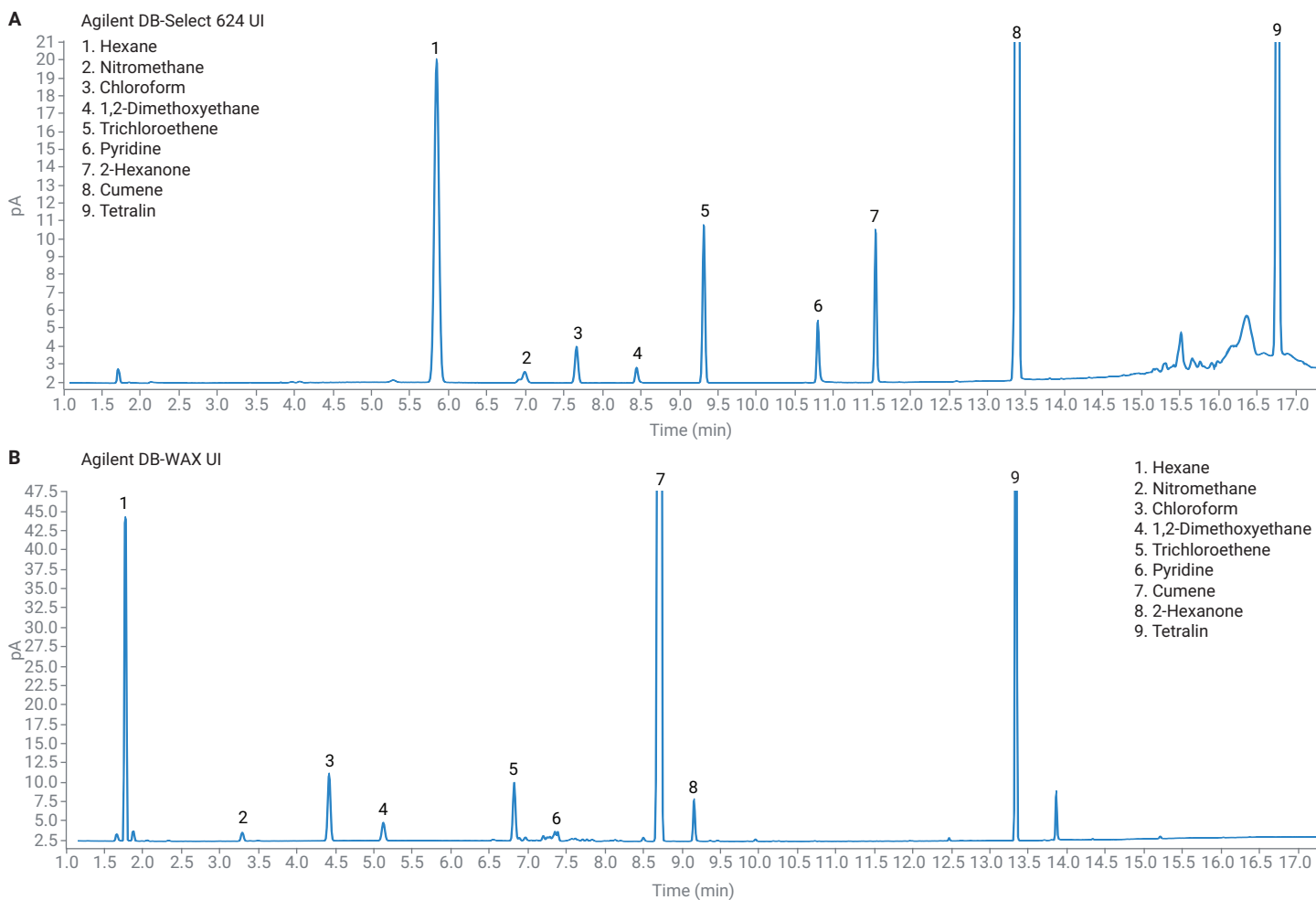


Figure 4. Chromatograms for class 2B solvents, (A) procedure A and (B) procedure B.

Conclusion

The Agilent 8697 headspace sampler demonstrated excellent performance for the analysis of residual solvents according to USP <467>. The results also show that method conditions from the 7697 HSS can be used on the 8697 HSS with comparable performance.

References

1. USP <467> Residual Solvents. https://www.uspnf.com/sites/default/files/usp_pdf/EN/USPNF/revisions/gc-467-residual-solvents-ira-20190927.pdf (accessed August 2020).
2. Impurities: Guideline for Residual Solvents Q3C(R8). <https://www.fda.gov/regulatory-information/search-fda-guidance-documents/q3cr8-recommendations-permitted-daily-exposures-three-solvents-2-methyltetrahydrofuran-cyclopentyl> (accessed August 2020).
3. Residual Solvents Analysis Using an Agilent Intuvo 9000 GC system. *Agilent Technologies application note*, publication number 5991-9029EN, **2018**.
4. Firor, R. L. Analysis of USP <467> Residual Solvents with Improved Repeatability Using the Agilent 7697A Headspace Sampler. *Agilent Technologies application note*, publication number 5990-7625EN, **2012**.
5. System Parameter and Performance Comparison Between Agilent 7697A and G1888A Headspace Sampler for USP <467>. *Agilent Technologies technical overview*, publication number 5991-5182EN, **2014**.

www.agilent.com/chem

DE44232.4720023148

This information is subject to change without notice.

© Agilent Technologies, Inc. 2021
Printed in the USA, March 22, 2021
5994-3075EN